
Alaska Court System

Annual Statistical Report 2008



This informational report is provided as a public service by the

Office of the Administrative Director
Alaska Court System
303 K Street
Anchorage, Alaska 99501
907-264-0548

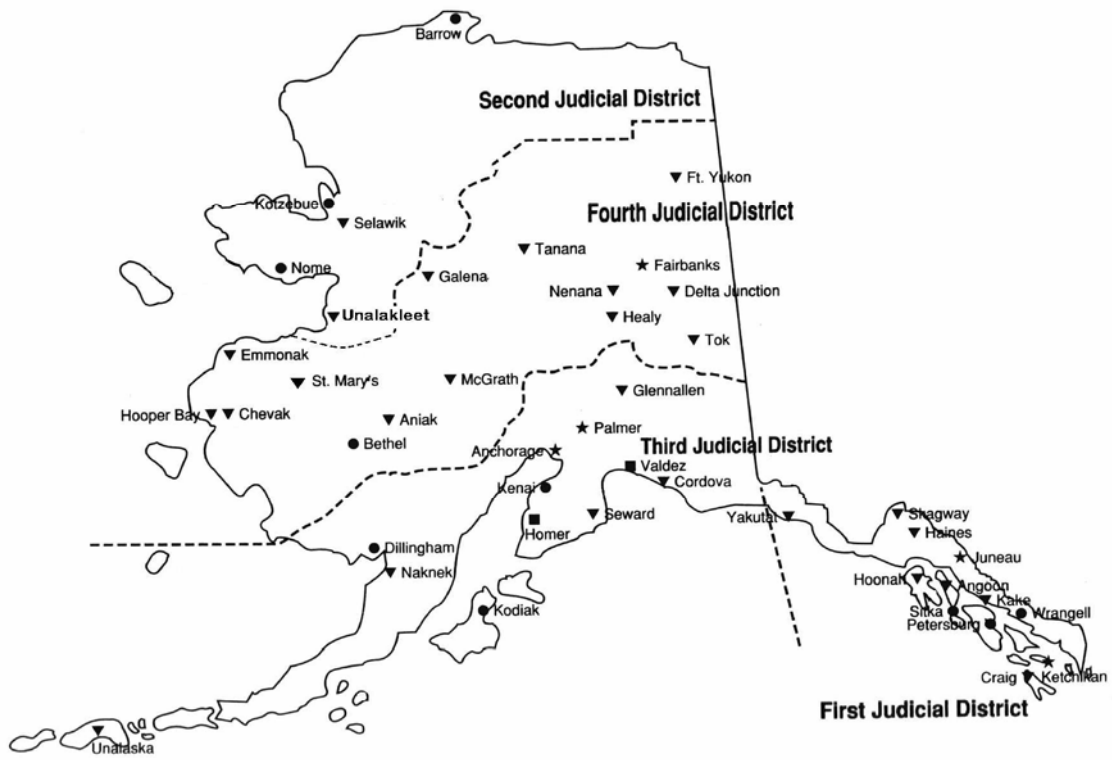
★ Superior and District Courts

● Superior Court Locations

■ District Court Locations

▼ Magistrate Locations

ALASKA COURT LOCATIONS





CHRISTINE E. JOHNSON
Administrative Director

Alaska Court System

303 K STREET
ANCHORAGE, ALASKA
99501

(907) 264-0548
FAX (907) 264-0881

A MESSAGE FROM THE ADMINISTRATIVE DIRECTOR

I am pleased to transmit the Alaska Court System's Annual Statistical Report for fiscal year 2008.

This year marks a major change to the traditional format of the Annual Report. The contents of the report have been divided into two parts, and those parts are now being published separately: the Annual Statistical Report, which is limited to case statistics, and the Profile of the Alaska Court System, which describes the organizational structure of the court system. Both reports will be available on-line, and the number of paper copies that are printed and distributed will be reduced. This will save postage and printing costs, yet make the reports more readily available to the public.

The new Annual Statistical Report also reorganizes the way that trial court statistics are presented. A decade ago, superior court cases could only be filed at superior court locations, which were usually locations with a resident superior court judge. Over time, this rule has been relaxed. As a convenience to customers, most courts now accept both superior and district court filings. This report attempts to show more clearly the activity at each court location, particularly the smaller magistrate courts. Courts listed as superior courts are the courts that the Alaska Supreme Court has designated as superior court trial sites. Many of these sites do not have a resident superior court judge, but are served by a judge who travels to that location when needed.


This report eliminates the distinction between "computerized" and "non-computerized" district courts, since all courts now have some form of automated case management system. This year's report also begins the gradual process of presenting caseload data in the statistical reporting framework recommended by the National Center for State Courts.

Unfortunately, this reorganization makes certain comparisons to prior years more difficult. This year, for example, superior court civil cases filed in magistrate courts are counted as superior court filings. In prior years, these cases were reported as district court filings, in the "Other Civil" case category.

We can confirm, however, that 155,868 cases were filed in the trial courts in FY08, up from 153,000 in FY07. Felony filings continued their long-term upward trend, increasing another 1% in FY08. Violent crime continues to be the largest component of the felony caseload (27.7% of all felonies). Probate filings, including guardianships and involuntary commitments, grew by 7%, and Child In Need of Aid cases increased by 4%.

While workload is increasing, the judges and employees of the Alaska Court System remain committed to providing the highest level of judicial services to Alaskans in the coming year.

Sincerely,

A handwritten signature in black ink, appearing to read "Christine Johnson", with a long horizontal flourish extending to the right.

Christine Johnson
Administrative Director

**Alaska Court System
Annual Statistical Report
2008**

Table of Contents

| | |
|------------------------------------------------------------------------------|-----|
| Alaska Supreme Court | |
| Narrative..... | 1 |
| Tables | 3 |
| | |
| Alaska Court of Appeals | |
| Narrative..... | 9 |
| Tables | 11 |
| | |
| Statewide Trial Courts | |
| Narrative..... | 17 |
| Tables | 19 |
| | |
| Superior Courts | |
| All Case Types | 21 |
| Felony | 35 |
| Probate..... | 45 |
| Domestic Relations | 51 |
| General Civil..... | 59 |
| CINA/Delinquency..... | 69 |
| | |
| District Courts | |
| All Case Types | 75 |
| Misdemeanor | 93 |
| Felony Filings in District Court..... | 103 |
| Small Claims | 105 |
| Domestic Violence | 111 |
| General Civil..... | 115 |
| Minor Offense..... | 123 |
| | |
| Other Activity | |
| Population Trends | 129 |
| Distribution of Population, Police, and Lawyers | 131 |
| Authorized Judicial Positions..... | 133 |
| Authorized Non-judicial Positions..... | 135 |
| Operating Costs | 137 |
| Distribution of Pop., Costs, Judicial Positions, Filings & Dispositions | 139 |
| Filings per Judicial Position | 141 |
| Dispositions per Judicial Position | 143 |

SUPREME COURT ACTIVITY

Filings: During FY08, 383 cases were filed in the supreme court. Appeal filings decreased by 4 percent, while petitions for hearing were down 19 percent and petitions for review decreased 18 percent from the previous year. The category that includes bar matters, federal certification matters, and original applications increased by 42 percent. For details about filings in various categories of cases from FY04 through FY08, see page 3.

Dispositions: The supreme court disposed of 448 cases in FY08, an 11 percent increase from the 404 dispositions in FY07. The court issued 139 full opinions, 29 MO&Js, and one published order. For details about dispositions by case type in FY08, see page 6. For comparisons of dispositions by case type from FY04 through FY08, see page 3.

Pending Caseload: On June 30, 2008, 371 cases were pending, 14 percent fewer than the 431 cases pending at the end of FY07. Sixty-five percent of these pending cases were at a stage prior to submission to the court (filing pending, awaiting settlement conference, awaiting record or transcripts, awaiting briefs, awaiting argument or conference, or awaiting response to a petition). None were stayed or were awaiting rehearing or record return prior to closing, and the remaining 35 percent were under advisement (submitted to the court but awaiting circulation of a draft opinion, publication of an opinion, or decision on a petition). For a comparison of cases pending at year's end according to case type from FY04 through FY08, see page 3. For the status of cases pending at the end of FY08 according to case type, see page 7.

Time Required for Disposition of Cases: In fifty percent of appeals decided by opinion or MO&J, the time from submission (usually the date of oral argument or conference on the briefs) to publication of a decision was 7 months or less. Fifty percent of petitions, bar matters, and original applications were completed (from opening to closing) in 2.8 months or less. Additional information about time to disposition can be found at page 8.

This page deliberately left blank

ALASKA SUPREME COURT
Case Filings & Dispositions - Fiscal Year 2004 - 2008

| | FY04 | FY05 | FY06 | FY07 | FY08 |
|----------------------------|------------|------------|------------|------------|------------|
| FILINGS | | | | | |
| Civil Appeals | 256 | 272 | 216 | 221 | 212 |
| Petitions for Hearing | 79 | 74 | 57 | 101 | 82 |
| Petitions for Review | 66 | 79 | 72 | 67 | 55 |
| Bar/Original Applications | 14 | 17 | 19 | 24 | 34 |
| TOTAL | 415 | 442 | 364 | 413 | 383 |
| DISPOSITIONS | | | | | |
| Civil Appeals | 238 | 256 | 225 | 228 | 264 |
| Petitions for Hearing | 80 | 76 | 63 | 89 | 87 |
| Petitions for Review | 66 | 78 | 81 | 60 | 70 |
| Bar/Original Applications | 11 | 16 | 25 | 27 | 27 |
| TOTAL | 395 | 426 | 394 | 404 | 448 |
| PUBLISHED | | | | | |
| Full Opinions | 116 | 92 | 103 | 114 | 139 |
| Memorandum Opinions | 35 | 49 | 35 | 23 | 29 |
| Published Orders | 4 | 4 | 1 | 2 | 1 |
| PENDING END-OF-YEAR | | | | | |
| Civil Appeals | 349 | 342 | 357 | 357 | 312 |
| Petitions for Hearing | 36 | 32 | 28 | 41 | 37 |
| Petitions for Review | 26 | 26 | 22 | 29 | 11 |
| Bar/Original Applications | 9 | 10 | 5 | 4 | 11 |
| TOTAL | 420 | 410 | 412 | 431 | 371 |

ALASKA SUPREME COURT
Motions and Petitions for Rehearing - Fiscal Year 2004 - 2008

| | FY04 | FY05 | FY06 | FY07 | FY08 |
|----------------------------|-------------|-------------|-------------|-------------|-------------|
| FILINGS | | | | | |
| Petitions for Rehearing | 40 | 32 | 47 | 30 | 40 |
| Full Court Motions | 55 | 42 | 29 | 54 | 64 |
| Individual Justice Motions | 1209 | 1123 | 1048 | 992 | 1251 |
| Routine (Clerk) Motions | 694 | 778 | 631 | 803 | 821 |
| TOTAL | 1998 | 1975 | 1755 | 1879 | 2176 |
| DISPOSITIONS | | | | | |
| Petitions for Rehearing | 42 | 30 | 32 | 27 | 35 |
| Full Court Motions | 57 | 37 | 49 | 50 | 63 |
| Individual Justice Motions | 1209 | 1145 | 1040 | 967 | 1218 |
| Routine (Clerk) Motions | 689 | 771 | 597 | 786 | 794 |
| TOTAL | 1997 | 1983 | 1718 | 1830 | 2110 |
| PENDING END-OF-YEAR | | | | | |
| Petitions for Rehearing | 4 | 6 | 3 | 5 | 6 |
| Full Court Motions | 2 | 6 | 5 | 5 | 5 |
| Individual Justice Motions | 10 | 46 | 55 | 48 | 95 |
| Routine (Clerk) Motions | 2 | 16 | 33 | 32 | 54 |
| TOTAL | 18 | 74 | 96 | 90 | 160 |

**ALASKA SUPREME COURT
Caseload Summary - Fiscal Year 2008**

| | Civil Appeals | Petitions for Hearing | Petitions for Review | Bar/Original Applications | Total |
|----------------------------------|----------------------|------------------------------|-----------------------------|----------------------------------|--------------|
| Pending Beginning of Year | 357 | 41 | 29 | 4 | 431 |
| Filings | 212 | 82 | 55 | 34 | 383 |
| Dispositions | 264 | 87 | 70 | 27 | 448 |
| Pending End of Year | 312 | 37 | 11 | 11 | 371 |

ALASKA SUPREME COURT
Dispositions by Manner of Disposition - Fiscal Year 2008

| | Civil Appeals | Petitions for Hearing | Petitions for Review | Bar/Orig App/ Federal Cert. Qs | Total All Cases |
|----------------------------------------------------------------------------------|---------------|-----------------------|----------------------|-----------------------------------|-----------------|
| DISPOSITIONS BY PUBLISHED OPINIONS | | | | | |
| Affirmed | 86 | 1 | 0 | 2 | 89 |
| Reversed or vacated | 26 | 3 | 4 | 0 | 33 |
| Affirmed in part/Reversed in part | 29 | 0 | 1 | 0 | 30 |
| Other (remanded, dismissed, etc.) | 16 | 0 | 0 | 0 | 16 |
| Total | 157 | 4 | 5 | 2 | 168 |
| SUMMARY DISPOSITION ON MERITS (including summary orders on petitions) | | | | | |
| Affirmed | 26 | 0 | 0 | 0 | 26 |
| Reversed or vacated | 1 | 0 | 0 | 0 | 1 |
| Affirmed in part/Reversed in part | 2 | 0 | 0 | 0 | 2 |
| Other (remanded, etc.) | 2 | 0 | 0 | 0 | 2 |
| Total | 31 | 0 | 0 | 0 | 31 |
| PETITIONS/APPLICATIONS GRANTED* | 0 | 0 | 1 | 17 | 18 |
| TOTAL DISPOSITIONS ON MERITS | 188 | 4 | 6 | 19 | 217 |
| PETITION DENIALS/ORDERS NOT ON MERITS | 2 | 74 | 47 | 6 | 129 |
| DISMISSALS | | | | | |
| Stipulated to or by Appellant | 46 | 4 | 9 | 2 | 61 |
| On Motion of Appellee | 6 | 0 | 0 | 0 | 6 |
| Sua Sponte** | 22 | 5 | 8 | 0 | 35 |
| TOTAL DISPOSITIONS NOT ON MERITS | 76 | 83 | 64 | 8 | 231 |
| TOTAL DISPOSITIONS | 264 | 87 | 70 | 27 | 448 |

* Granted petitions may not be closed during the fiscal year in which they are granted if briefing is ordered. Some or all of these matters may have been pending at the end of the fiscal year. Therefore the total number of dispositions on this chart may not be identical to the number of case dispositions shown on other charts.

** "Sua Sponte" means orders issued by the court without motion by a party.

ALASKA SUPREME COURT
Status of Cases Pending End of Year - Fiscal Year 2008

| | Civil Appeals | Petitions for Hearing | Petitions for Review | Bar/Original Applications/ Federal Certified Qs | Total All Cases |
|-----------------------------------------|----------------------|------------------------------|-----------------------------|------------------------------------------------------------|------------------------|
| Filing Pending | 26 | 8 | 4 | 3 | 41 |
| Awaiting settlement conference | 4 | 0 | 0 | 0 | 4 |
| Awaiting records/transcript | 34 | 0 | 1 | 0 | 35 |
| Awaiting briefs | 103 | 8 | 2 | 3 | 116 |
| Awaiting argument/conference | 30 | 4 | 0 | 1 | 35 |
| Awaiting draft opinion | 58 | 1 | 0 | 0 | 59 |
| Draft opinion circulating | 38 | 0 | 1 | 1 | 40 |
| Awaiting petition response | 0 | 10 | 0 | 1 | 11 |
| Awaiting petition decision | 0 | 6 | 3 | 2 | 11 |
| Awaiting rehearing/record return | 19 | 0 | 0 | 0 | 19 |
| Stayed or remanded | 0 | 0 | 0 | 0 | 0 |
| TOTAL | 312 | 37 | 11 | 11 | 371 |

ALASKA SUPREME COURT

Time to Disposition - Fiscal Year 2008

APPEALS DECIDED BY OPINION OR MO&J*

| | Percentile | Days | Months |
|--------------------------------------------------------------------------|------------|------|--------|
| Pre-submission to Court | | | |
| Notice of appeal to record certification | 50% | 41 | 1.4 |
| | 75% | 74 | 2.5 |
| | 90% | 111 | 3.7 |
| Record certification to last brief | 50% | 237 | 7.9 |
| | 75% | 336 | 11.2 |
| | 90% | 485 | 16.2 |
| Last brief to argument or submission | 50% | 85 | 2.8 |
| | 75% | 120 | 4.0 |
| | 90% | 169 | 5.6 |
| Subtotal: Number of days/months before submission to the court | 50% | 379 | 12.6 |
| | 75% | 523 | 17.4 |
| | 90% | 664 | 22.1 |
| Submission to Publication | | | |
| Argument or conference to circulation of draft opinion or recommendation | 50% | 100 | 3.3 |
| | 75% | 154 | 5.1 |
| | 90% | 203 | 6.8 |
| Circulation of draft opinion or recommendation to publication | 50% | 77 | 2.6 |
| | 75% | 130 | 4.3 |
| | 90% | 255 | 8.5 |
| Subtotal: Number of days/months from submission to publication | 50% | 203 | 6.8 |
| | 75% | 284 | 9.5 |
| | 90% | 525 | 17.5 |
| Post-Publication Motions | | | |
| Publication to closing | 50% | 26 | 0.9 |
| | 75% | 42 | 1.4 |
| | 90% | 62 | 2.1 |
| TOTAL TIME FROM OPEN TO CLOSE | 50% | 676 | 22.5 |
| | 75% | 860 | 28.7 |
| | 90% | 1123 | 37.4 |

PETITIONS, BAR MATTERS, ORIGINAL APPLICATIONS**

| | Percentile | Days | Months |
|--------------------------------|------------|------|--------|
| FILE OPEN - FILE CLOSED | 50% | 85 | 2.8 |
| | 75% | 137 | 4.6 |
| | 90% | 264 | 8.8 |

** This includes **all** petitions, bar matters, and original applications closed during the fiscal year, whether by regular order, dismissal, or after full briefing and decision on the merits.

* This includes appeals closed during the fiscal year that resulted in a published opinion or memorandum opinion & judgment; appeals that ended by dismissal or other closure are not included.

COURT OF APPEALS ACTIVITY

Filings: During FY08, 265 cases were filed in the court of appeals. Two hundred seventeen merit appeals were filed in FY08, a 7 percent increase from the previous year. Sentence appeal filings were down 29 percent, from 31 in FY07 to 22 in FY08. Twenty-six petitions for review and petitions for hearing were filed, a 26 percent decrease from FY07. For a comparison of filings in various case categories from FY04 through FY08, see Table IX.

Dispositions: The court of appeals disposed of 246 cases in FY08. The court issued 64 full opinions and 112 memorandum opinions. For details about the types and caseload composition of dispositions in FY08, see page 14. For comparisons of dispositions by case type from FY04 through FY08, see page 11.

Pending Caseload: On June 30, 2008, 613 cases were pending before the court of appeals, a 7 percent decrease from the 661 cases pending at the end of FY07. Eighty-seven percent of these cases were at a stage prior to submission to the court (filing pending, awaiting record, awaiting briefing, awaiting conference or oral argument, or awaiting response to a petition). One percent were awaiting rehearing or record return prior to closing, and the remaining 12 percent were under advisement (submitted to the court but awaiting circulation of a draft opinion, filing of an opinion, or a decision on a petition). Many of the pending cases were stayed awaiting decisions in the lead cases dealing with issues relating to the United States Supreme Court's decision in *Blakely v. Washington*, 542 U.S. 296 (2004), regarding the constitutionality of sentencing guidelines. For a comparison of cases pending at year's end according to case type from FY03 through FY08, see page 9. For the status of cases pending at the end of FY08 according to case type, see page 15.

This page deliberately left blank

ALASKA COURT OF APPEALS
Case Filings & Dispositions - Fiscal Year 2004 - 2008

| | FY04 | FY05* | FY06* | FY07* | FY08* |
|----------------------------|-------------|--------------|--------------|--------------|--------------|
| FILINGS | | | | | |
| Merit Appeals | 162 | 392 | 310 | 203 | 217 |
| Sentence Appeals | 27 | 32 | 26 | 31 | 22 |
| Petitions | 29 | 48 | 33 | 35 | 26 |
| Original Applications | 1 | 3 | 5 | 1 | 0 |
| TOTAL | 219 | 475 | 374 | 270 | 265 |
| DISPOSITIONS | | | | | |
| Merit Appeals | 216 | 193 | 159 | 228 | 189 |
| Sentence Appeals | 41 | 29 | 32 | 32 | 27 |
| Petitions | 28 | 39 | 35 | 40 | 29 |
| Original Applications | 0 | 1 | 6 | 1 | 1 |
| TOTAL | 285 | 262 | 232 | 301 | 246 |
| PUBLISHED | | | | | |
| Full Opinions | 55 | 48 | 60 | 57 | 64 |
| Memorandum Opinions | 163 | 97 | 96 | 148 | 112 |
| PENDING END-OF-YEAR | | | | | |
| Merit Appeals | 279 | 463 | 629 | 623 | 591 |
| Sentence Appeals | 27 | 30 | 24 | 23 | 16 |
| Petitions | 11 | 18 | 16 | 14 | 6 |
| Original Applications | 1 | 2 | 0 | 1 | 0 |
| TOTAL | 318 | 513 | 669 | 661 | 613 |

*FY05-06 Filings and FY 05-08 Pending End-of-Year include cases filed under Blakely v. Washington.

ALASKA COURT OF APPEALS
Motions and Petitions for Rehearing - Fiscal Year 2004 - 2008

| | FY04 | FY05 | FY06 | FY07 | FY08 |
|----------------------------|------|------|------|------|------|
| FILINGS | | | | | |
| Petitions for Rehearing | 18 | 10 | 15 | 16 | 15 |
| Full Court Motions | 20 | 63 | 40 | 45 | 68 |
| Individual Judge Motions | 844 | 795 | 1104 | 1209 | 1270 |
| Routine (Clerk) Motions | 872 | 844 | 1124 | 932 | 772 |
| TOTAL | 1754 | 1712 | 2283 | 2202 | 2125 |
| DISPOSITIONS | | | | | |
| Petitions for Rehearing | 18 | 11 | 14 | 16 | 15 |
| Full Court Motions | 20 | 43 | 38 | 45 | 63 |
| Individual Judge Motions | 862 | 765 | 976 | 1191 | 1232 |
| Routine (Clerk) Motions | 869 | 839 | 1002 | 927 | 763 |
| TOTAL | 1769 | 1658 | 2030 | 2179 | 2073 |
| PENDING END-OF-YEAR | | | | | |
| Petitions for Rehearing | 2 | 0 | 1 | 1 | 0 |
| Full Court Motions | 0 | 22 | 6 | 4 | 10 |
| Individual Judge Motions | 6 | 39 | 48 | 45 | 79 |
| Routine (Clerk) Motions | 0 | 14 | 28 | 7 | 18 |
| TOTAL | 8 | 75 | 83 | 57 | 107 |

**ALASKA COURT OF APPEALS
Caseload Summary - Fiscal Year 2008**

| | Merit Appeals | Sentence Appeals | Petitions | Original Applications | Total |
|----------------------------------|----------------------|-------------------------|------------------|------------------------------|--------------|
| Pending Beginning of Year | 629 | 24 | 16 | 0 | 669 |
| Filings | 217 | 22 | 26 | 0 | 265 |
| Dispositions | 189 | 27 | 29 | 1 | 246 |
| Pending End of Year* | 591 | 16 | 6 | 0 | 613 |

* Pending cases at year-end include those stayed pending resolution of lead appeals dealing with issues under *Blakely v. Washington*.

ALASKA COURT OF APPEALS
Dispositions by Manner of Disposition - Fiscal Year 2008

| | Merit Appeals | Sentence Appeals | Petitions | Original Applications | Total |
|----------------------------------------------|---------------|------------------|-----------|-----------------------|-------|
| DISPOSITIONS BY PUBLISHED OPINIONS | | | | | |
| Affirmed | 32 | 2 | 0 | 0 | 34 |
| Reversed or vacated | 15 | 1 | 4 | 0 | 20 |
| Affirmed in part/Reversed in part | 4 | 0 | 0 | 0 | 4 |
| Other (remanded, dismissed, etc.) | 2 | 1 | 1 | 1 | 5 |
| Total | 53 | 4 | 5 | 1 | 63 |
| SUMMARILY ON MERITS | | | | | |
| Affirmed | 78 | 11 | 1 | 0 | 90 |
| Reversed or vacated | 5 | 1 | 1 | 0 | 7 |
| Affirmed in part/Reversed in part | 1 | 0 | 0 | 0 | 1 |
| Other (remanded, dismissed, etc.) | 8 | 3 | 0 | 0 | 11 |
| Total | 92 | 15 | 2 | 0 | 109 |
| PETITIONS GRANTED | 0 | 0 | 3 | 0 | 3 |
| TOTAL DISPOSITIONS ON MERITS | 145 | 19 | 10 | 1 | 175 |
| PETITION DENIALS/ORDERS NOT ON MERITS | 9 | 2 | 17 | 0 | 28 |
| DISMISSALS | | | | | |
| Stipulated to or by Appellant | 26 | 3 | 0 | 0 | 29 |
| On Motion of Appellee | 2 | 0 | 0 | 0 | 2 |
| Sua Sponte | 7 | 3 | 2 | 0 | 12 |
| TOTAL DISPOSITIONS NOT ON MERITS | 44 | 8 | 19 | 0 | 71 |
| TOTAL DISPOSITIONS | 189 | 27 | 29 | 1 | 246 |

ALASKA COURT OF APPEALS
Status of Cases Pending End of Year - Fiscal Year 2008

| | Merit Appeals | Sentence Appeals | Petitions | Original Applications | Total |
|-----------------------------------------|-------------------|-------------------|-------------------|-----------------------|-------------------|
| | stayed/not stayed | stayed/not stayed | stayed/not stayed | stayed/not stayed | stayed/not stayed |
| Filing Pending | 10/78 | 0 | 1/0 | 0 | 11/78 |
| Awaiting records/transcript | 50/96 | 1/0 | 1/0 | 0 | 52/96 |
| Briefing Stage | 177/94 | 6/1 | 3/0 | 0 | 186/95 |
| Awaiting argument/conference | 15/0 | 0 | 0 | 0 | 15/0 |
| Awaiting draft opinion | 54/2 | 7/0 | 0 | 0 | 61/2 |
| Draft opinion circulating | 7/0 | 1/0 | 1/0 | 0 | 9/0 |
| Awaiting petition response | 0 | 0 | 0 | 0 | 0 |
| Awaiting petition decision | 0 | 0 | 0 | 0 | 0 |
| Awaiting rehearing/record return | 3/0 | 0 | 0 | 0 | 3/0 |
| Stayed or remanded | 5/0 | 0 | 0 | 0 | 5/0 |
| TOTAL | 321/270 = 591 | 15/1 = 16 | 6/0 = 6 | 0 | 342/271 = 613 |

*Nearly all of the stayed cases are stayed pending final resolution of lead cases dealing with Blakely v. Washington.

This page deliberately left blank

Trial Court Activity

Filings: In FY08, 155,868 cases were filed in the trial courts, up from 153,000 filings in FY07. Statewide felony filings increased by one percent since FY07 and by eight percent since FY06. In Anchorage, felony filings increased by six percent since FY07 and by 26 percent since FY06.

Dispositions: The trial courts disposed of 153,883 cases in FY08, a decrease from the 162,445 dispositions reported in FY07. The overall clearance rate for trial court cases was 98.7 percent in FY08. To reduce the backlog of cases awaiting disposition, courts aspire to have a clearance rate of 100 percent or higher, which means that they have cleared (i.e., disposed of) at least as many cases as were filed in the period.

Explanatory Notes:

Felony Filings: Most felony cases are initiated in district court, then transferred to superior court after indictment by a grand jury or the filing of an information. Since most of the activity in a felony case typically occurs in superior court, felony cases are reported as **superior court filings** regardless of where they began. Tables showing felony cases initiated in the district courts are provided for informational purposes (pages 103 & 104). These filings are not included in the district court totals, but should be considered when evaluating the workload of a district court.

Criminal Case Categorization: Criminal cases are categorized based on the most serious charge filed. For example, if a defendant is charged with a felony and two misdemeanors, the case is counted as a felony. If the felony charge is subsequently reduced to a misdemeanor, the case type does not change; the case is still categorized as a felony for reporting purposes.

Reopened Cases: The criminal filing statistics in this report include only new case filings and do not include petitions to revoke probation or other proceedings that cause the court to reopen a case. Petitions to revoke probation significantly impact the trial court workload. Anchorage judges, for example, handled 2,415 felony petitions to revoke probation and 4,985 misdemeanor petitions to revoke probation in FY08.

Domestic Violence Cases: Domestic violence and stalking cases may be filed in either district or superior court, but the vast majority are handled in district court. To make it easier to see the total number of domestic violence cases that are filed, domestic violence and stalking cases filed in superior court are counted with the district court cases.

Deliberately left blank

**Statewide Trial Courts
Total Case Filings - Superior Court Trial Sites
FY 08**

| Court | Superior Court | | District Court | | | | Total | |
|-------------------------|----------------|------------------|-----------------------|-------------------|---------------|------------------|---------|----------------|
| | Filings | % of S. C. Total | Non-Minor Off Filings | Minor Off Filings | Total Filings | % of D. C. Total | Filings | % of Statewide |
| Anchorage | 9,613 | 47.0% | 26,489 | 28,563 | 55,052 | 40.7% | 64,665 | 41.5% |
| Barrow | 203 | 1.0% | 768 | 279 | 1,047 | 0.8% | 1,250 | 0.8% |
| Bethel | 768 | 3.8% | 1,549 | 477 | 2,026 | 1.5% | 2,794 | 1.8% |
| Cordova | 45 | 0.2% | 176 | 116 | 292 | 0.2% | 337 | 0.2% |
| Craig | 102 | 0.5% | 472 | 254 | 726 | 0.5% | 828 | 0.5% |
| Delta Junction | 19 | 0.1% | 229 | 1,297 | 1,526 | 1.1% | 1,545 | 1.0% |
| Dillingham | 229 | 1.1% | 668 | 174 | 842 | 0.6% | 1,071 | 0.7% |
| Fairbanks | 2,715 | 13.3% | 7,403 | 8,289 | 15,692 | 11.6% | 18,407 | 11.8% |
| Glennallen | 47 | 0.2% | 252 | 1,126 | 1,378 | 1.0% | 1,425 | 0.9% |
| Homer | 245 | 1.2% | 772 | 910 | 1,682 | 1.2% | 1,927 | 1.2% |
| Juneau | 1,060 | 5.2% | 2,825 | 1,697 | 4,522 | 3.4% | 5,582 | 3.6% |
| Kenai | 1,008 | 4.9% | 3,301 | 5,968 | 9,269 | 6.9% | 10,277 | 6.6% |
| Ketchikan | 566 | 2.8% | 1,754 | 978 | 2,732 | 2.0% | 3,298 | 2.1% |
| Kodiak | 343 | 1.7% | 960 | 1,313 | 2,273 | 1.7% | 2,616 | 1.7% |
| Kotzebue | 338 | 1.7% | 1,048 | 236 | 1,284 | 0.9% | 1,622 | 1.0% |
| Naknek | 50 | 0.2% | 304 | 72 | 376 | 0.3% | 426 | 0.3% |
| Nome | 413 | 2.0% | 1,135 | 379 | 1,514 | 1.1% | 1,927 | 1.2% |
| Palmer | 1,875 | 9.2% | 5,460 | 15,484 | 20,944 | 15.5% | 22,819 | 14.7% |
| Petersburg | 69 | 0.3% | 232 | 82 | 314 | 0.2% | 383 | 0.2% |
| Seward | 83 | 0.4% | 533 | 2,593 | 3,126 | 2.3% | 3,209 | 2.1% |
| Sitka | 235 | 1.2% | 768 | 541 | 1,309 | 1.0% | 1,544 | 1.0% |
| Tok | 9 | 0.0% | 173 | 599 | 772 | 0.6% | 781 | 0.5% |
| Unalaska | 71 | 0.3% | 374 | 254 | 628 | 0.5% | 699 | 0.4% |
| Valdez | 92 | 0.4% | 325 | 223 | 548 | 0.4% | 640 | 0.4% |
| Wrangell | 56 | 0.3% | 146 | 38 | 184 | 0.1% | 240 | 0.2% |
| Sub-total | 20,254 | 99.0% | 58,116 | 71,942 | 130,058 | 96.1% | 150,312 | 96.4% |
| Cases from Other Courts | 212 | 1.0% | 2,335 | 3,009 | 5,344 | 3.9% | 5,556 | 3.6% |
| Statewide Total | 20,466 | 100.0% | 60,451 | 74,951 | 135,402 | 100.0% | 155,868 | 100.0% |
| 1st District | 2,091 | 10.2% | 6,648 | 4,054 | 10,702 | 7.9% | 12,793 | 8.2% |
| 2nd District | 966 | 4.7% | 3,042 | 1,042 | 4,084 | 3.0% | 5,050 | 3.2% |
| 3rd District | 13,731 | 67.1% | 39,811 | 56,818 | 96,629 | 71.4% | 110,360 | 70.8% |
| 4th District | 3,678 | 18.0% | 10,950 | 13,037 | 23,987 | 17.7% | 27,665 | 17.8% |

**Statewide Trial Courts
Total Case Filings - Other Courts
FY 08**

| Court | Superior Court | | District Court | | | | Total | |
|--------------|----------------|------------------|-----------------------|-------------------|---------------|------------------|--------------|----------------|
| | Filings | % of S. C. Total | Non-Minor Off Filings | Minor Off Filings | Total Filings | % of D. C. Total | Filings | % of Statewide |
| Angoon | 0 | 0.0% | 45 | 35 | 80 | 0.1% | 80 | 0.1% |
| Aniak | 20 | 0.1% | 174 | 20 | 194 | 0.1% | 214 | 0.2% |
| Chevak | 36 | 0.2% | 341 | 0 | 341 | 0.3% | 377 | 0.3% |
| Emmonak | 8 | 0.0% | 237 | 227 | 464 | 0.3% | 472 | 0.3% |
| Fort Yukon | 21 | 0.1% | 106 | 4 | 110 | 0.1% | 131 | 0.1% |
| Galena | 14 | 0.1% | 190 | 13 | 203 | 0.1% | 217 | 0.1% |
| Haines | 3 | 0.0% | 166 | 209 | 375 | 0.3% | 378 | 0.2% |
| Healy | 6 | 0.0% | 139 | 1,433 | 1,572 | 1.2% | 1,578 | 1.0% |
| Hoonah | 0 | 0.0% | 92 | 54 | 146 | 0.1% | 146 | 0.1% |
| Kake | 0 | 0.0% | 33 | 6 | 39 | 0.0% | 39 | 0.0% |
| McGrath | 4 | 0.0% | 33 | 12 | 45 | 0.0% | 49 | 0.0% |
| Nenana | 13 | 0.1% | 110 | 656 | 766 | 0.6% | 779 | 0.5% |
| Sand Point | 19 | 0.1% | 136 | 18 | 154 | 0.1% | 173 | 0.1% |
| Skagway | 0 | 0.0% | 43 | 104 | 147 | 0.1% | 147 | 0.1% |
| St. Marys | 43 | 0.2% | 246 | 10 | 256 | 0.2% | 299 | 0.2% |
| St. Paul | 11 | 0.1% | 61 | 4 | 65 | 0.0% | 76 | 0.0% |
| Tanana | 2 | 0.0% | 20 | 0 | 20 | 0.0% | 22 | 0.0% |
| Unalakleet | 12 | 0.1% | 91 | 148 | 239 | 0.2% | 251 | 0.2% |
| Yakutat | 0 | 0.0% | 72 | 56 | 128 | 0.1% | 128 | 0.1% |
| Total | 212 | 1.0% | 2,335 | 3,009 | 5,344 | 3.9% | 5,556 | 3.6% |

**Superior Court Activity
Total Case Filings - Superior Court Trial Sites
FY 06 - FY 08**

| Court | FY 06 | FY 07 | FY 08 | Change | |
|-------------------------------------------|--------|--------|--------|-------------------|-------------------|
| | | | | FY 06 to FY 08 | FY 07 to FY 08 |
| Anchorage | 9,311 | 9,224 | 9,613 | 3% | 4% |
| Barrow | 250 | 213 | 203 | -19% | -5% |
| Bethel | 944 | 906 | 768 | -19% | -15% |
| Cordova | 51 | 38 | 45 | -12% | 18% |
| Craig | 20 | 24 | 102 | 410% | 325% |
| Delta Junction | 7 | 18 | 19 | N/S | 6% |
| Dillingham | 186 | 203 | 229 | 23% | 13% |
| Fairbanks | 2,785 | 2,871 | 2,715 | -3% | -5% |
| Glennallen | 57 | 66 | 47 | -18% | -29% |
| Homer | 228 | 277 | 245 | 7% | -12% |
| Juneau | 1,084 | 1,039 | 1,060 | -2% | 2% |
| Kenai | 1,097 | 1,185 | 1,008 | -8% | -15% |
| Ketchikan | 719 | 613 | 566 | -21% | -8% |
| Kodiak | 458 | 365 | 343 | -25% | -6% |
| Kotzebue | 414 | 355 | 338 | -18% | -5% |
| Naknek | 32 | 32 | 50 | 56% | 56% |
| Nome | 318 | 370 | 413 | 30% | 12% |
| Palmer | 1,756 | 1,746 | 1,875 | 7% | 7% |
| Petersburg | 85 | 71 | 69 | -19% | -3% |
| Seward | 97 | 98 | 83 | -14% | -15% |
| Sitka | 240 | 239 | 235 | -2% | -2% |
| Tok | 0 | 1 | 9 | N/S | N/S |
| Unalaska | 88 | 105 | 71 | -19% | -32% |
| Valdez | 87 | 122 | 92 | 6% | -25% |
| Wrangell | 55 | 49 | 56 | 2% | 14% |
| Sub-total | 20,369 | 20,230 | 20,254 | -1% | 0% |
| Superior Court Cases from Other Courts | 31 | 38 | 212 | 584% | 458% |
| Statewide Total | 20,400 | 20,268 | 20,466 | 0% | 1% |
| 1st District | 2,204 | 2,035 | 2,091 | -5% | 3% |
| 2nd District | 982 | 938 | 966 | -2% | 3% |
| 3rd District | 13,473 | 13,495 | 13,731 | 2% | 2% |
| 4th District | 3,741 | 3,800 | 3,678 | -2% | -3% |

N/S - Numbers 10 or less are not compared statistically

**Superior Court Activity
Total Case Filings - Other Courts
FY 06 - FY 08**

| Court | FY 06 | FY 07 | FY 08 | Change | |
|--------------|-----------|-----------|------------|-------------------|-------------------|
| | | | | FY 06 to FY 08 | FY 07 to FY 08 |
| Angoon | 0 | 0 | 0 | N/S | N/S |
| Aniak | 0 | 0 | 20 | N/S | N/S |
| Chevak | 0 | 0 | 36 | N/S | N/S |
| Emmonak | 0 | 0 | 8 | N/S | N/S |
| Fort Yukon | 0 | 0 | 21 | N/S | N/S |
| Galena | 0 | 0 | 14 | N/S | N/S |
| Haines | 1 | 0 | 3 | N/S | N/S |
| Healy | 1 | 0 | 6 | N/S | N/S |
| Hoonah | 0 | 0 | 0 | N/S | N/S |
| Kake | 0 | 0 | 0 | N/S | N/S |
| McGrath | 0 | 0 | 4 | N/S | N/S |
| Nenana | 4 | 4 | 13 | N/S | N/S |
| Sand Point | 19 | 16 | 19 | 0% | 19% |
| Skagway | 0 | 0 | 0 | N/S | N/S |
| St. Marys | 0 | 0 | 43 | N/S | N/S |
| St. Paul | 6 | 18 | 11 | N/S | -39% |
| Tanana | 0 | 0 | 2 | N/S | N/S |
| Unalakleet | 0 | 0 | 12 | N/S | N/S |
| Yakutat | 0 | 0 | 0 | N/S | N/S |
| Total | 31 | 38 | 212 | 584% | 458% |
| 1st District | 1 | 0 | 3 | N/S | N/S |
| 2nd District | 0 | 0 | 12 | N/S | N/S |
| 3rd District | 25 | 34 | 30 | 20% | -12% |
| 4th District | 5 | 4 | 167 | N/S | N/S |

N/S - Numbers 10 or less are not compared statistically

**Superior Court Activity
Total Case Dispositions - Superior Court Trial Sites
FY 06 - FY 08**

| Court | FY 06 | FY 07 | FY 08 | Change | |
|----------------------------------------|--------|--------|--------|----------------|----------------|
| | | | | FY 06 to FY 08 | FY 07 to FY 08 |
| Anchorage | 9,975 | 9,784 | 9,185 | -8% | -6% |
| Barrow | 237 | 195 | 222 | -6% | 14% |
| Bethel | 906 | 738 | 761 | -16% | 3% |
| Cordova | 40 | 29 | 35 | -12% | 21% |
| Craig | 0 | 0 | 65 | N/S | N/S |
| Delta Junction | 0 | 0 | 13 | N/S | N/S |
| Dillingham | 175 | 138 | 214 | 22% | 55% |
| Fairbanks | 2,854 | 2,723 | 2,816 | -1% | 3% |
| Glennallen | 51 | 55 | 43 | -16% | -22% |
| Homer | 109 | 202 | 159 | 46% | -21% |
| Juneau | 1,099 | 999 | 1,045 | -5% | 5% |
| Kenai | 1,079 | 1,197 | 1,011 | -6% | -16% |
| Ketchikan | 692 | 624 | 586 | -15% | -6% |
| Kodiak | 500 | 280 | 304 | -39% | 9% |
| Kotzebue | 450 | 324 | 369 | -18% | 14% |
| Naknek | 23 | 23 | 28 | 22% | 22% |
| Nome | 327 | 323 | 379 | 16% | 17% |
| Palmer | 1,715 | 1,601 | 1,642 | -4% | 3% |
| Petersburg | 96 | 75 | 68 | -29% | -9% |
| Seward | 71 | 63 | 98 | 38% | 56% |
| Sitka | 240 | 276 | 234 | -2% | -15% |
| Tok | 0 | 0 | 5 | N/S | N/S |
| Unalaska | 63 | 104 | 78 | 24% | -25% |
| Valdez | 99 | 90 | 96 | -3% | 7% |
| Wrangell | 68 | 49 | 55 | -19% | 12% |
| Sub-total | 20,869 | 19,892 | 19,511 | -7% | -2% |
| Superior Court Cases from Other Courts | 42 | 28 | 128 | 205% | 357% |
| Total | 20,911 | 19,920 | 19,639 | -6% | -1% |
| 1st District | 2,195 | 2,023 | 2,053 | -6% | 1% |
| 2nd District | 1,014 | 842 | 980 | -3% | 16% |
| 3rd District | 13,942 | 13,594 | 12,930 | -7% | -5% |
| 4th District | 3,760 | 3,461 | 3,676 | -2% | 6% |

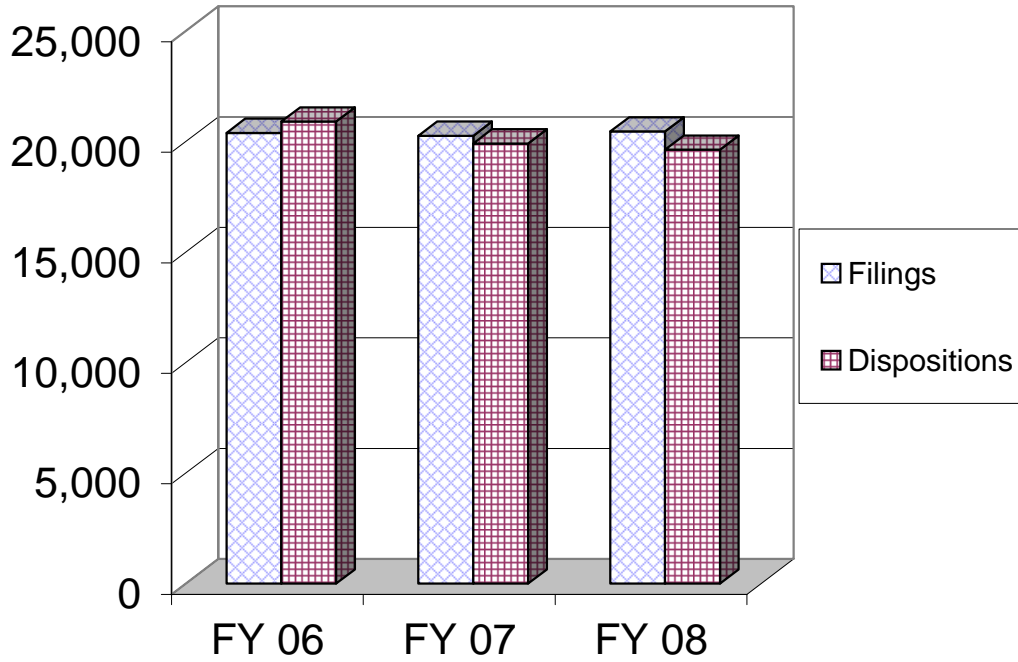
N/S - Numbers 10 or less are not compared statistically

**Superior Court Activity
Total Case Dispositions - Other Courts
FY 06 - FY 08**

| Court | FY 06 | FY 07 | FY 08 | Change | |
|--------------|-----------|-----------|------------|----------------|----------------|
| | | | | FY 06 to FY 08 | FY 07 to FY 08 |
| Angoon | 0 | 0 | 0 | N/S | N/S |
| Aniak | 0 | 0 | 10 | N/S | N/S |
| Chevak | 0 | 0 | 8 | N/S | N/S |
| Emmonak | 0 | 0 | 3 | N/S | N/S |
| Fort Yukon | 0 | 0 | 14 | N/S | N/S |
| Galena | 0 | 0 | 6 | N/S | N/S |
| Haines | 0 | 0 | 0 | N/S | N/S |
| Healy | 0 | 0 | 3 | N/S | N/S |
| Hoonah | 0 | 0 | 0 | N/S | N/S |
| Kake | 0 | 0 | 0 | N/S | N/S |
| McGrath | 0 | 0 | 3 | N/S | N/S |
| Nenana | 0 | 0 | 6 | N/S | N/S |
| Sand Point | 32 | 15 | 23 | -28% | 53% |
| Skagway | 0 | 0 | 0 | N/S | N/S |
| St. Marys | 0 | 0 | 26 | N/S | N/S |
| St. Paul | 10 | 13 | 14 | N/S | 8% |
| Tanana | 0 | 0 | 2 | N/S | N/S |
| Unalakleet | 0 | 0 | 10 | N/S | N/S |
| Yakutat | 0 | 0 | 0 | N/S | N/S |
| Total | 42 | 28 | 128 | 205% | 357% |
| 1st District | 0 | 0 | 0 | N/S | N/S |
| 2nd District | 0 | 0 | 10 | N/S | N/S |
| 3rd District | 42 | 28 | 37 | -12% | 32% |
| 4th District | 0 | 0 | 81 | N/S | N/S |

N/S - Numbers 10 or less are not compared statistically

**Superior Court Activity
Filing and Disposition Trends
FY 06 - FY 08**



| <u>Category</u> | <u>FY 06</u> | <u>FY 07</u> | <u>FY 08</u> |
|-----------------|--------------|--------------|--------------|
| Filings | 20,400 | 20,268 | 20,466 |
| Dispositions | 20,911 | 19,920 | 19,639 |

Deliberately left blank

**Superior Court Activity
Clearance Rates - Superior Court Trial Sites
FY 07 & FY 08**

| Court | Filings | Change from FY 07 Filings | Dispositions | Change from FY 07 Dispositions | Clearance Rates | |
|-------------------------------------------|---------|---------------------------------|--------------|--------------------------------------|-----------------|-------|
| | | | | | FY 07 | FY 08 |
| Anchorage | 9,613 | 4% | 9,185 | -6% | 106% | 96% |
| Barrow | 203 | -5% | 222 | 14% | 92% | 109% |
| Bethel | 768 | -15% | 761 | 3% | 82% | 99% |
| Cordova | 45 | 18% | 35 | 21% | 76% | 78% |
| Craig | 102 | 325% | 65 | N/S | N/S | 64% |
| Delta Junction | 19 | 6% | 13 | N/S | N/S | 68% |
| Dillingham | 229 | 13% | 214 | 55% | 68% | 93% |
| Fairbanks | 2,715 | -5% | 2,816 | 3% | 95% | 104% |
| Glennallen | 47 | -29% | 43 | -22% | 83% | 92% |
| Homer | 245 | -12% | 159 | -21% | 73% | 65% |
| Juneau | 1,060 | 2% | 1,045 | 5% | 96% | 99% |
| Kenai | 1,008 | -15% | 1,011 | -16% | 101% | 100% |
| Ketchikan | 566 | -8% | 586 | -6% | 102% | 104% |
| Kodiak | 343 | -6% | 304 | 9% | 77% | 89% |
| Kotzebue | 338 | -5% | 369 | 14% | 91% | 109% |
| Naknek | 50 | 56% | 28 | 22% | 72% | 56% |
| Nome | 413 | 12% | 379 | 17% | 87% | 92% |
| Palmer | 1,875 | 7% | 1,642 | 3% | 92% | 88% |
| Petersburg | 69 | -3% | 68 | -9% | 106% | 99% |
| Seward | 83 | -15% | 98 | 56% | 64% | 118% |
| Sitka | 235 | -2% | 234 | -15% | 116% | 100% |
| Tok | 9 | N/S | 5 | N/S | N/S | N/S |
| Unalaska | 71 | -32% | 78 | -25% | 99% | 110% |
| Valdez | 92 | -25% | 96 | 7% | 74% | 104% |
| Wrangell | 56 | 14% | 55 | 12% | 100% | 98% |
| Sub-total | 20,254 | 0% | 19,511 | -2% | 98% | 96% |
| Superior Court Cases from Other Courts | 212 | 458% | 128 | 357% | 74% | 60% |
| Statewide Total | 20,466 | 1% | 19,639 | -1% | 98% | 96% |
| 1st District | 2,091 | 3% | 2,053 | 1% | 99% | 98% |
| 2nd District | 966 | 3% | 980 | 16% | 90% | 101% |
| 3rd District | 13,731 | 2% | 12,930 | -5% | 101% | 94% |
| 4th District | 3,678 | -3% | 3,676 | 6% | 91% | 100% |

Clearance rate measures whether a court is keeping up with its incoming caseload. Courts aspire to clear (i.e., dispose of) at least as many cases as have been filed in a period by having a clearance rate of 100 percent or higher.

**Superior Court Activity
Clearance Rates - Other Courts
FY 07 & FY 08**

| Court | Filings | Change from FY 07 Filings | Dispositions | Change from FY 07 Dispositions | Clearance Rates | |
|--------------|------------|---------------------------------|--------------|--------------------------------------|-----------------|------------|
| | | | | | FY 07 | FY 08 |
| Angoon | 0 | N/S | 0 | N/S | N/S | N/S |
| Aniak | 20 | N/S | 10 | N/S | N/S | N/S |
| Chevak | 36 | N/S | 8 | N/S | N/S | N/S |
| Emmonak | 8 | N/S | 3 | N/S | N/S | N/S |
| Fort Yukon | 21 | N/S | 14 | N/S | N/S | 67% |
| Galena | 14 | N/S | 6 | N/S | N/S | N/S |
| Haines | 3 | N/S | 0 | N/S | N/S | N/S |
| Healy | 6 | N/S | 3 | N/S | N/S | N/S |
| Hoonah | 0 | N/S | 0 | N/S | N/S | N/S |
| Kake | 0 | N/S | 0 | N/S | N/S | N/S |
| McGrath | 4 | N/S | 3 | N/S | N/S | N/S |
| Nenana | 13 | N/S | 6 | N/S | N/S | N/S |
| Sand Point | 19 | 19% | 23 | 53% | 94% | 121% |
| Skagway | 0 | N/S | 0 | N/S | N/S | N/S |
| St. Marys | 43 | N/S | 26 | N/S | N/S | 61% |
| St. Paul | 11 | -39% | 14 | 8% | 72% | 127% |
| Tanana | 2 | N/S | 2 | N/S | N/S | N/S |
| Unalakleet | 12 | N/S | 10 | N/S | N/S | N/S |
| Yakutat | 0 | N/S | 0 | N/S | N/S | N/S |
| Total | 212 | 458% | 128 | 357% | 74% | 60% |
| 1st District | 3 | N/S | 0 | N/S | N/S | N/S |
| 2nd District | 12 | N/S | 10 | N/S | N/S | N/S |
| 3rd District | 30 | -12% | 37 | 32% | 82% | 123% |
| 4th District | 167 | N/S | 81 | N/S | N/S | 49% |

Clearance rate measures whether a court is keeping up with its incoming caseload. Courts aspire to clear (i.e., dispose of) at least as many cases as have been filed in a period by having a clearance rate of 100 percent or higher.

N/S Numbers 10 or less not statistically compared

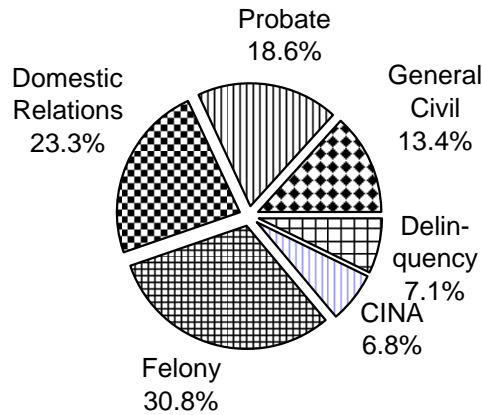
**Superior Court Activity
Filings by Case Type - Superior Court Trial Sites
FY 08**

| Court | Felony | CINA | Delinquency | Domestic Relations | General Civil | Probate | Total |
|----------------------------------------|---------------|-------------|--------------------|---------------------------|----------------------|----------------|--------------|
| Anchorage | 3,072 | 598 | 550 | 2,369 | 1,464 | 1,560 | 9,613 |
| Barrow | 62 | 16 | 40 | 31 | 16 | 38 | 203 |
| Bethel | 286 | 124 | 64 | 60 | 85 | 149 | 768 |
| Cordova | 20 | 3 | 5 | 9 | 2 | 6 | 45 |
| Craig | 43 | 10 | 18 | 21 | 4 | 6 | 102 |
| Delta Junction | 11 | 0 | 4 | 4 | 0 | 0 | 19 |
| Dillingham | 95 | 8 | 49 | 22 | 31 | 24 | 229 |
| Fairbanks | 598 | 172 | 122 | 830 | 301 | 692 | 2,715 |
| Glennallen | 13 | 5 | 2 | 15 | 9 | 3 | 47 |
| Homer | 63 | 12 | 11 | 41 | 37 | 81 | 245 |
| Juneau | 232 | 46 | 97 | 202 | 155 | 328 | 1,060 |
| Kenai | 267 | 69 | 77 | 247 | 139 | 209 | 1,008 |
| Ketchikan | 129 | 31 | 34 | 133 | 83 | 156 | 566 |
| Kodiak | 80 | 4 | 85 | 77 | 37 | 60 | 343 |
| Kotzebue | 141 | 52 | 32 | 56 | 19 | 38 | 338 |
| Naknek | 29 | 5 | 3 | 1 | 9 | 3 | 50 |
| Nome | 147 | 68 | 74 | 37 | 35 | 52 | 413 |
| Palmer | 624 | 142 | 108 | 467 | 242 | 292 | 1,875 |
| Petersburg | 20 | 0 | 8 | 16 | 11 | 14 | 69 |
| Seward | 51 | 0 | 0 | 19 | 4 | 9 | 83 |
| Sitka | 62 | 11 | 18 | 50 | 39 | 55 | 235 |
| Tok | 4 | 0 | 1 | 3 | 1 | 0 | 9 |
| Unalaska | 48 | 1 | 6 | 13 | 1 | 2 | 71 |
| Valdez | 34 | 4 | 14 | 17 | 11 | 12 | 92 |
| Wrangell | 7 | 0 | 16 | 14 | 8 | 11 | 56 |
| Sub-total | 6,138 | 1,381 | 1,438 | 4,754 | 2,743 | 3,800 | 20,254 |
| Superior Court Cases from Other Courts | 162 | 19 | 15 | 3 | 8 | 5 | 212 |
| Statewide Total | 6,300 | 1,400 | 1,453 | 4,757 | 2,751 | 3,805 | 20,466 |
| % of Total | 30.8 | 6.8 | 7.1 | 23.3 | 13.4 | 18.6 | 100.0 |
| 1st District | 496 | 98 | 191 | 436 | 300 | 570 | 2,091 |
| 2nd District | 362 | 136 | 146 | 124 | 70 | 128 | 966 |
| 3rd District | 4,423 | 851 | 910 | 3,297 | 1,987 | 2,263 | 13,731 |
| 4th District | 1,019 | 315 | 206 | 900 | 394 | 844 | 3,678 |

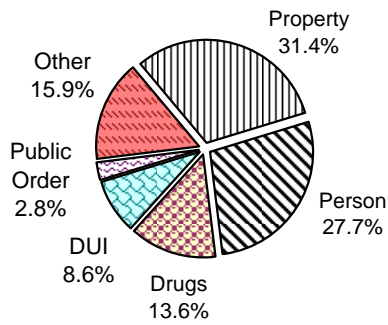
**Superior Court Activity
Filings by Case Type - Other Courts
FY 08**

| Court | Felony | CINA | Delinquency | Domestic Relations | General Civil | Probate | Total |
|-------------------|---------------|-------------|--------------------|---------------------------|----------------------|----------------|--------------|
| Angoon | 0 | 0 | 0 | 0 | 0 | 0 | 0 |
| Aniak | 14 | 0 | 0 | 1 | 3 | 2 | 20 |
| Chevak | 22 | 10 | 1 | 0 | 3 | 0 | 36 |
| Emmonak | 8 | 0 | 0 | 0 | 0 | 0 | 8 |
| Fort Yukon | 13 | 0 | 8 | 0 | 0 | 0 | 21 |
| Galena | 12 | 0 | 2 | 0 | 0 | 0 | 14 |
| Haines | 3 | 0 | 0 | 0 | 0 | 0 | 3 |
| Healy | 5 | 0 | 0 | 1 | 0 | 0 | 6 |
| Hoonah | 0 | 0 | 0 | 0 | 0 | 0 | 0 |
| Kake | 0 | 0 | 0 | 0 | 0 | 0 | 0 |
| McGrath | 3 | 0 | 0 | 0 | 1 | 0 | 4 |
| Nenana | 12 | 0 | 0 | 0 | 0 | 1 | 13 |
| Sand Point | 18 | 0 | 0 | 0 | 1 | 0 | 19 |
| Skagway | 0 | 0 | 0 | 0 | 0 | 0 | 0 |
| St. Marys | 29 | 9 | 4 | 1 | 0 | 0 | 43 |
| St. Paul | 9 | 0 | 0 | 0 | 0 | 2 | 11 |
| Tanana | 2 | 0 | 0 | 0 | 0 | 0 | 2 |
| Unalakleet | 12 | 0 | 0 | 0 | 0 | 0 | 12 |
| Yakutat | 0 | 0 | 0 | 0 | 0 | 0 | 0 |
| Total | 162 | 19 | 15 | 3 | 8 | 5 | 212 |
| % of Total | 76.4 | 9.0 | 7.1 | 1.4 | 3.7 | 2.4 | 100.0 |
| 1st District | 3 | 0 | 0 | 0 | 0 | 0 | 3 |
| 2nd District | 12 | 0 | 0 | 0 | 0 | 0 | 12 |
| 3rd District | 27 | 0 | 0 | 0 | 1 | 2 | 30 |
| 4th District | 120 | 19 | 15 | 3 | 7 | 3 | 167 |

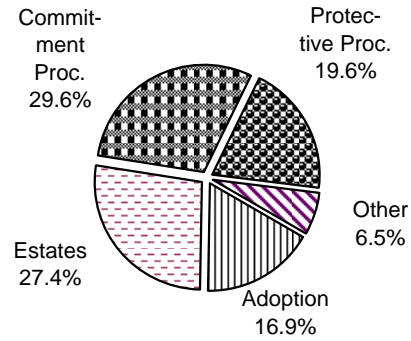
Superior Court Activity Composition of Filings FY 08



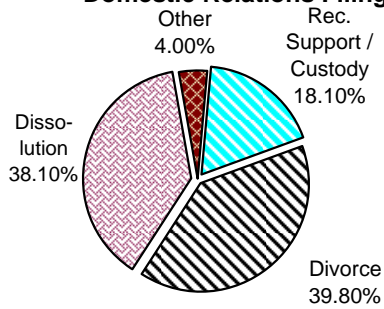
Felony Filings



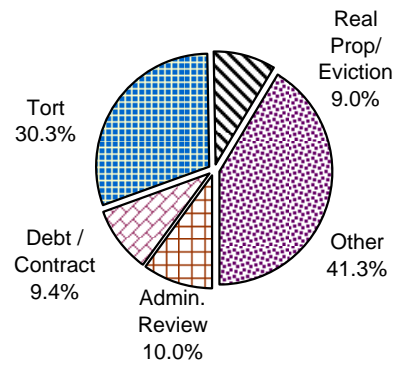
Probate Filings



Domestic Relations Filings

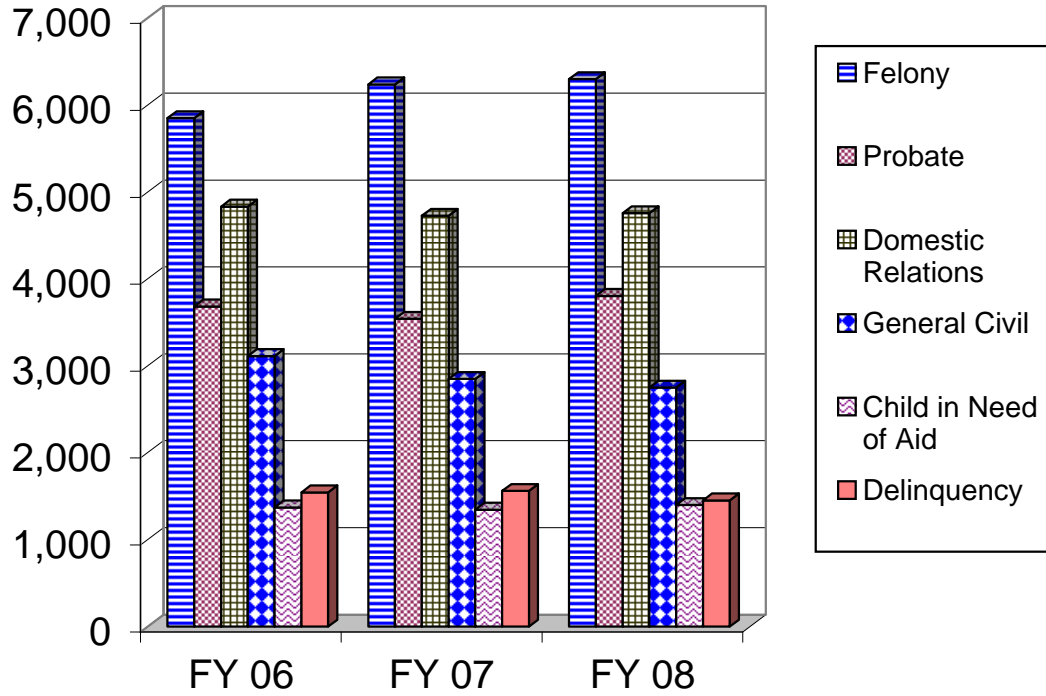


General Civil Filings



This chart analyzes the types of cases filed in superior court during FY08. Felony case filings are now the major case filing type comprising 30.8% of total case filings. Domestic relations cases are second with 23.3% of the filings.

**Superior Court Activity
Filing Trends by Case Type
FY 06 - FY 08**



| <u>Filing Type</u> | <u>FY 06</u> | <u>FY 07</u> | <u>FY 08</u> | <u>FY 06 to FY 08 Change</u> | <u>FY 07 to FY 08 Change</u> |
|----------------------|---------------|---------------|---------------|--------------------------------------|--------------------------------------|
| Felony | 5,851 | 6,239 | 6,300 | 8% | 1% |
| Probate | 3,685 | 3,543 | 3,805 | 3% | 7% |
| Domestic Relations | 4,833 | 4,728 | 4,757 | -2% | 1% |
| General Civil | 3,113 | 2,850 | 2,751 | -12% | -3% |
| Child in Need of Aid | 1,373 | 1,347 | 1,400 | 2% | 4% |
| Delinquency | 1,545 | 1,561 | 1,453 | -6% | -7% |
| Total | 20,400 | 20,268 | 20,466 | 0% | 1% |

**Superior Court Activity
Dispositions by Case Type - Superior Court Trial Sites
FY 08**

| Court | Felony | CINA | Delinq. | Domestic Relations | General Civil | Probate | Total |
|----------------------------------------|---------------|-------------|----------------|---------------------------|----------------------|----------------|--------------|
| Anchorage | 2,946 | 611 | 367 | 2,232 | 1,450 | 1,579 | 9,185 |
| Barrow | 81 | 8 | 49 | 35 | 21 | 28 | 222 |
| Bethel | 320 | 54 | 69 | 42 | 105 | 171 | 761 |
| Cordova | 15 | 0 | 7 | 7 | 2 | 4 | 35 |
| Craig | 25 | 6 | 20 | 8 | 4 | 2 | 65 |
| Delta Junction | 8 | 0 | 1 | 4 | 0 | 0 | 13 |
| Dillingham | 101 | 8 | 36 | 29 | 27 | 13 | 214 |
| Fairbanks | 640 | 167 | 158 | 841 | 327 | 683 | 2,816 |
| Glennallen | 17 | 2 | 4 | 10 | 8 | 2 | 43 |
| Homer | 64 | 2 | 9 | 32 | 26 | 26 | 159 |
| Juneau | 211 | 55 | 90 | 194 | 168 | 327 | 1,045 |
| Kenai | 305 | 79 | 88 | 233 | 120 | 186 | 1,011 |
| Ketchikan | 147 | 29 | 44 | 134 | 78 | 154 | 586 |
| Kodiak | 79 | 3 | 83 | 70 | 36 | 33 | 304 |
| Kotzebue | 174 | 41 | 33 | 43 | 38 | 40 | 369 |
| Naknek | 17 | 1 | 1 | 1 | 8 | 0 | 28 |
| Nome | 138 | 37 | 70 | 41 | 42 | 51 | 379 |
| Palmer | 546 | 95 | 86 | 463 | 237 | 215 | 1,642 |
| Petersburg | 21 | 0 | 11 | 13 | 8 | 15 | 68 |
| Seward | 66 | 0 | 0 | 23 | 2 | 7 | 98 |
| Sitka | 42 | 11 | 14 | 57 | 39 | 71 | 234 |
| Tok | 3 | 0 | 0 | 2 | 0 | 0 | 5 |
| Unalaska | 50 | 0 | 1 | 20 | 5 | 2 | 78 |
| Valdez | 33 | 7 | 13 | 22 | 15 | 6 | 96 |
| Wrangell | 5 | 0 | 12 | 13 | 12 | 13 | 55 |
| Sub-total | 6,054 | 1,216 | 1,266 | 4,569 | 2,778 | 3,628 | 19,511 |
| Superior Court Cases from Other Courts | 111 | 0 | 9 | 2 | 2 | 4 | 128 |
| Statewide Total | 6,165 | 1,216 | 1,275 | 4,571 | 2,780 | 3,632 | 19,639 |
| % of Total | 31.4 | 6.2 | 6.5 | 23.3 | 14.1 | 18.5 | 100.0 |
| 1st District | 451 | 101 | 191 | 419 | 309 | 582 | 2,053 |
| 2nd District | 403 | 86 | 152 | 119 | 101 | 119 | 980 |
| 3rd District | 4,267 | 808 | 698 | 3,143 | 1,937 | 2,077 | 12,930 |
| 4th District | 1,044 | 221 | 234 | 890 | 433 | 854 | 3,676 |

**Superior Court Activity
Dispositions by Case Type - Other Courts
FY 08**

| Court | Felony | CINA | Delinq. | Domestic Relations | General Civil | Probate | Total |
|-----------------|---------------|-------------|----------------|---------------------------|----------------------|----------------|--------------|
| Angoon | 0 | 0 | 0 | 0 | 0 | 0 | 0 |
| Aniak | 10 | 0 | 0 | 0 | 0 | 0 | 10 |
| Chevak | 8 | 0 | 0 | 0 | 0 | 0 | 8 |
| Emmonak | 3 | 0 | 0 | 0 | 0 | 0 | 3 |
| Fort Yukon | 8 | 0 | 6 | 0 | 0 | 0 | 14 |
| Galena | 6 | 0 | 0 | 0 | 0 | 0 | 6 |
| Haines | 0 | 0 | 0 | 0 | 0 | 0 | 0 |
| Healy | 2 | 0 | 0 | 0 | 1 | 0 | 3 |
| Hoonah | 0 | 0 | 0 | 0 | 0 | 0 | 0 |
| Kake | 0 | 0 | 0 | 0 | 0 | 0 | 0 |
| McGrath | 3 | 0 | 0 | 0 | 0 | 0 | 3 |
| Nenana | 5 | 0 | 0 | 1 | 0 | 0 | 6 |
| Sand Point | 17 | 0 | 3 | 0 | 1 | 2 | 23 |
| Skagway | 0 | 0 | 0 | 0 | 0 | 0 | 0 |
| St. Marys | 26 | 0 | 0 | 0 | 0 | 0 | 26 |
| St. Paul | 11 | 0 | 0 | 1 | 0 | 2 | 14 |
| Tanana | 2 | 0 | 0 | 0 | 0 | 0 | 2 |
| Unalakleet | 10 | 0 | 0 | 0 | 0 | 0 | 10 |
| Yakutat | 0 | 0 | 0 | 0 | 0 | 0 | 0 |
| Statewide Total | 111 | 0 | 9 | 2 | 2 | 4 | 128 |
| 1st District | 0 | 0 | 0 | 0 | 0 | 0 | 0 |
| 2nd District | 10 | 0 | 0 | 0 | 0 | 0 | 10 |
| 3rd District | 28 | 0 | 3 | 1 | 1 | 4 | 37 |
| 4th District | 73 | 0 | 6 | 1 | 1 | 0 | 81 |

**Superior Court Activity
Felony Case Filings - Superior Court Trial Sites
FY 06 - FY 08**

| Court | FY 06 | FY 07 | FY 08 | Change | |
|--------------------------------|-------|-------|-------|----------------|----------------|
| | | | | FY 06 to FY 08 | FY 07 to FY 08 |
| Anchorage | 2,439 | 2,889 | 3,072 | 26% | 6% |
| Barrow | 64 | 66 | 62 | -3% | -6% |
| Bethel | 403 | 437 | 286 | -29% | -35% |
| Cordova | 21 | 14 | 20 | -5% | 43% |
| Craig | 0 | 0 | 43 | N/S | N/S |
| Delta Junction | 0 | 0 | 11 | N/S | N/S |
| Dillingham | 57 | 105 | 95 | 67% | -10% |
| Fairbanks | 742 | 675 | 598 | -19% | -11% |
| Glennallen | 27 | 25 | 13 | -52% | -48% |
| Homer | 56 | 98 | 63 | 13% | -36% |
| Juneau | 205 | 206 | 232 | 13% | 13% |
| Kenai | 312 | 334 | 267 | -14% | -20% |
| Ketchikan | 221 | 181 | 129 | -42% | -29% |
| Kodiak | 135 | 92 | 80 | -41% | -13% |
| Kotzebue | 208 | 168 | 141 | -32% | -16% |
| Naknek | 16 | 16 | 29 | 81% | 81% |
| Nome | 145 | 136 | 147 | 1% | 8% |
| Palmer | 538 | 539 | 624 | 16% | 16% |
| Petersburg | 34 | 11 | 20 | -41% | 82% |
| Seward | 44 | 57 | 51 | 16% | -11% |
| Sitka | 66 | 56 | 62 | -6% | 11% |
| Tok | 0 | 0 | 4 | N/S | N/S |
| Unalaska | 54 | 63 | 48 | -11% | -24% |
| Valdez | 26 | 45 | 34 | 31% | -24% |
| Wrangell | 18 | 7 | 7 | N/S | N/S |
| Sub-total | 5,831 | 6,220 | 6,138 | 5% | -1% |
| Felony Cases from Other Courts | 20 | 19 | 162 | 710% | 753% |
| Total | 5,851 | 6,239 | 6,300 | 8% | 1% |
| 1st District | 544 | 461 | 496 | -9% | 8% |
| 2nd District | 417 | 370 | 362 | -13% | -2% |
| 3rd District | 3,745 | 4,296 | 4,423 | 18% | 3% |
| 4th District | 1,145 | 1,112 | 1,019 | -11% | -8% |

N/S - Numbers 10 or less are not compared statistically

**Superior Court Activity
Felony Case Filings - Other Courts
FY 06 - FY 08**

| Court | FY 06 | FY 07 | FY 08 | Change | |
|--------------|-------|-------|-------|-------------------|-------------------|
| | | | | FY 06 to FY 08 | FY 07 to FY 08 |
| Angoon | 0 | 0 | 0 | N/S | N/S |
| Aniak | 0 | 0 | 14 | N/S | N/S |
| Chevak | 0 | 0 | 22 | N/S | N/S |
| Emmonak | 0 | 0 | 8 | N/S | N/S |
| Fort Yukon | 0 | 0 | 13 | N/S | N/S |
| Galena | 0 | 0 | 12 | N/S | N/S |
| Haines | 0 | 0 | 3 | N/S | N/S |
| Healy | 0 | 0 | 5 | N/S | N/S |
| Hoonah | 0 | 0 | 0 | N/S | N/S |
| Kake | 0 | 0 | 0 | N/S | N/S |
| McGrath | 0 | 0 | 3 | N/S | N/S |
| Nenana | 0 | 0 | 12 | N/S | N/S |
| Sand Point | 15 | 11 | 18 | 20% | 64% |
| Skagway | 0 | 0 | 0 | N/S | N/S |
| St. Marys | 0 | 0 | 29 | N/S | N/S |
| St. Paul | 5 | 8 | 9 | N/S | N/S |
| Tanana | 0 | 0 | 2 | N/S | N/S |
| Unalakleet | 0 | 0 | 12 | N/S | N/S |
| Yakutat | 0 | 0 | 0 | N/S | N/S |
| Total | 20 | 19 | 162 | 710% | 753% |
| 1st District | 0 | 0 | 3 | N/S | N/S |
| 2nd District | 0 | 0 | 12 | N/S | N/S |
| 3rd District | 20 | 19 | 27 | 35% | 42% |
| 4th District | 0 | 0 | 120 | N/S | N/S |

N/S - Numbers 10 or less are not compared statistically

**Superior Court Activity
Felony Filings by Case Type - Superior Court Trial Sites
FY 08**

| Court | Case Type | | | | | | | | | | | Total |
|--------------------------------|-----------|----------|-------|--------|--------------|-----|------------------|---------------|--------------------|-------------|-------|-------|
| | Person | Property | Drugs | Weapon | Public Order | DUI | Reckless Driving | Mtr Veh Other | Prot Ord Violation | Fish & Game | Other | |
| Anchorage | 888 | 1,063 | 377 | 58 | 55 | 173 | 3 | 44 | 6 | 0 | 405 | 3,072 |
| Barrow | 13 | 25 | 10 | 1 | 2 | 8 | 0 | 1 | 0 | 0 | 2 | 62 |
| Bethel | 114 | 62 | 33 | 2 | 40 | 10 | 0 | 1 | 0 | 0 | 24 | 286 |
| Cordova | 8 | 4 | 4 | 2 | 0 | 0 | 0 | 1 | 0 | 0 | 1 | 20 |
| Craig | 11 | 17 | 7 | 2 | 0 | 3 | 0 | 2 | 0 | 0 | 1 | 43 |
| Delta Junction | 7 | 1 | 0 | 0 | 0 | 2 | 0 | 1 | 0 | 0 | 0 | 11 |
| Dillingham | 39 | 27 | 1 | 0 | 12 | 5 | 0 | 3 | 0 | 0 | 8 | 95 |
| Fairbanks | 148 | 170 | 86 | 6 | 7 | 92 | 0 | 24 | 1 | 0 | 64 | 598 |
| Glennallen | 5 | 3 | 1 | 0 | 0 | 2 | 0 | 2 | 0 | 0 | 0 | 13 |
| Homer | 22 | 7 | 9 | 1 | 0 | 10 | 0 | 3 | 0 | 0 | 11 | 63 |
| Juneau | 48 | 99 | 34 | 1 | 2 | 25 | 0 | 5 | 0 | 0 | 18 | 232 |
| Kenai | 56 | 59 | 63 | 0 | 2 | 36 | 0 | 10 | 0 | 0 | 41 | 267 |
| Ketchikan | 22 | 45 | 33 | 1 | 0 | 10 | 0 | 4 | 0 | 0 | 14 | 129 |
| Kodiak | 31 | 27 | 5 | 4 | 0 | 6 | 0 | 2 | 0 | 0 | 5 | 80 |
| Kotzebue | 49 | 40 | 6 | 2 | 29 | 5 | 0 | 2 | 0 | 0 | 8 | 141 |
| Naknek | 15 | 6 | 2 | 1 | 1 | 1 | 0 | 0 | 0 | 0 | 3 | 29 |
| Nome | 61 | 37 | 16 | 1 | 17 | 7 | 2 | 2 | 0 | 0 | 4 | 147 |
| Palmer | 106 | 179 | 141 | 10 | 5 | 113 | 1 | 33 | 0 | 0 | 36 | 624 |
| Petersburg | 2 | 13 | 0 | 1 | 0 | 3 | 0 | 0 | 0 | 0 | 1 | 20 |
| Seward | 22 | 6 | 7 | 1 | 0 | 6 | 0 | 6 | 0 | 0 | 3 | 51 |
| Sitka | 17 | 18 | 9 | 0 | 1 | 8 | 0 | 1 | 0 | 0 | 8 | 62 |
| Tok | 0 | 2 | 1 | 0 | 0 | 0 | 0 | 1 | 0 | 0 | 0 | 4 |
| Unalaska | 13 | 19 | 7 | 0 | 0 | 7 | 0 | 0 | 0 | 0 | 2 | 48 |
| Valdez | 7 | 18 | 3 | 1 | 0 | 3 | 0 | 0 | 0 | 0 | 2 | 34 |
| Wrangell | 2 | 2 | 0 | 0 | 1 | 0 | 0 | 1 | 0 | 0 | 1 | 7 |
| Sub-total | 1,706 | 1,949 | 855 | 95 | 174 | 535 | 6 | 149 | 7 | 0 | 662 | 6,138 |
| Felony Cases from Other Courts | 38 | 29 | 2 | 0 | 6 | 7 | 0 | 0 | 0 | 0 | 80 | 162 |
| Total | 1,744 | 1,978 | 857 | 95 | 180 | 542 | 6 | 149 | 7 | 0 | 742 | 6,300 |
| % of Total | 27.7 | 31.4 | 13.6 | 1.5 | 2.8 | 8.6 | 0.1 | 2.4 | 0.1 | 0.0 | 11.8 | 100.0 |
| 1st District | 104 | 195 | 83 | 5 | 4 | 49 | 0 | 13 | 0 | 0 | 43 | 496 |
| 2nd District | 128 | 104 | 32 | 4 | 50 | 23 | 2 | 5 | 0 | 0 | 14 | 362 |
| 3rd District | 1,223 | 1,428 | 622 | 78 | 77 | 363 | 4 | 104 | 6 | 0 | 518 | 4,423 |
| 4th District | 289 | 251 | 120 | 8 | 49 | 107 | 0 | 27 | 1 | 0 | 167 | 1,019 |

**Superior Court Activity
Felony Filings by Case Type - Other Courts
FY 08**

| Court | Case Type | | | | | | | | | | | Total |
|--------------|-----------|----------|-------|--------|--------------|-----|------------------|---------------|--------------------|-------------|-------|-------|
| | Person | Property | Drugs | Weapon | Public Order | DUI | Reckless Driving | Mtr Veh Other | Prot Ord Violation | Fish & Game | Other | |
| Angoon | 0 | 0 | 0 | 0 | 0 | 0 | 0 | 0 | 0 | 0 | 0 | 0 |
| Aniak | 0 | 0 | 0 | 0 | 0 | 0 | 0 | 0 | 0 | 0 | 14 | 14 |
| Chevak | 0 | 0 | 0 | 0 | 0 | 0 | 0 | 0 | 0 | 0 | 22 | 22 |
| Emmonak | 0 | 0 | 0 | 0 | 0 | 0 | 0 | 0 | 0 | 0 | 8 | 8 |
| Fort Yukon | 8 | 3 | 0 | 0 | 0 | 0 | 0 | 0 | 0 | 0 | 2 | 13 |
| Galena | 5 | 7 | 0 | 0 | 0 | 0 | 0 | 0 | 0 | 0 | 0 | 12 |
| Haines | 2 | 1 | 0 | 0 | 0 | 0 | 0 | 0 | 0 | 0 | 0 | 3 |
| Healy | 2 | 1 | 0 | 0 | 0 | 2 | 0 | 0 | 0 | 0 | 0 | 5 |
| Hoonah | 0 | 0 | 0 | 0 | 0 | 0 | 0 | 0 | 0 | 0 | 0 | 0 |
| Kake | 0 | 0 | 0 | 0 | 0 | 0 | 0 | 0 | 0 | 0 | 0 | 0 |
| McGrath | 0 | 0 | 0 | 0 | 0 | 0 | 0 | 0 | 0 | 0 | 3 | 3 |
| Nenana | 4 | 4 | 0 | 0 | 2 | 1 | 0 | 0 | 0 | 0 | 1 | 12 |
| Sand Point | 7 | 5 | 2 | 0 | 2 | 1 | 0 | 0 | 0 | 0 | 1 | 18 |
| Skagway | 0 | 0 | 0 | 0 | 0 | 0 | 0 | 0 | 0 | 0 | 0 | 0 |
| St. Marys | 0 | 0 | 0 | 0 | 0 | 0 | 0 | 0 | 0 | 0 | 29 | 29 |
| St. Paul | 4 | 5 | 0 | 0 | 0 | 0 | 0 | 0 | 0 | 0 | 0 | 9 |
| Tanana | 1 | 1 | 0 | 0 | 0 | 0 | 0 | 0 | 0 | 0 | 0 | 2 |
| Unalakleet | 5 | 2 | 0 | 0 | 2 | 3 | 0 | 0 | 0 | 0 | 0 | 12 |
| Yakutat | 0 | 0 | 0 | 0 | 0 | 0 | 0 | 0 | 0 | 0 | 0 | 0 |
| Total | 38 | 29 | 2 | 0 | 6 | 7 | 0 | 0 | 0 | 0 | 80 | 162 |
| % of Total | 23.5 | 17.9 | 1.2 | 0.0 | 3.7 | 4.3 | 0.0 | 0.0 | 0.0 | 0.0 | 49.4 | 100.0 |
| 1st District | 2 | 1 | 0 | 0 | 0 | 0 | 0 | 0 | 0 | 0 | 0 | 3 |
| 2nd District | 5 | 2 | 0 | 0 | 2 | 3 | 0 | 0 | 0 | 0 | 0 | 12 |
| 3rd District | 11 | 10 | 2 | 0 | 2 | 1 | 0 | 0 | 0 | 0 | 1 | 27 |
| 4th District | 20 | 16 | 0 | 0 | 2 | 3 | 0 | 0 | 0 | 0 | 79 | 120 |

**Superior Court Activity
Felony Case Types
FY 08**

| | |
|--------------------------------------------------------------------------------------------------------------------------------------------------------------------------------------------------------------------------------------------------------------------------------------------|--------------------------------------------------------------------------------------------------------------------------------------------------------------------------------------------------------------------------------------------------------------------------------------------------------------------------------------------|
| <p>Person</p> <ul style="list-style-type: none"> Homicide Assault Reckless Endangerment Kidnapping Custodial Interference Human Trafficking Sex Offenses Robbery Extortion Coercion | <p>Public Order</p> <ul style="list-style-type: none"> Riot Disorderly Conduct Harassment Indecent Viewing or Photography Possess or Distribute Child Pornography Cruelty to Animals Recruiting Gang Members Gambling Alcohol Licensing Laws |
| <p>Property</p> <ul style="list-style-type: none"> Theft Burglary Criminal Trespass Vehicle Theft Arson Criminal Mischief Business and Commercial Offenses | <p>Motor Vehicle DUI</p> <p>Motor Vehicle Reckless Driving</p> <p>Motor Vehicle Other</p> <p>Protection Order Violation</p> <p>Fish and Game</p> |
| <p>Drugs</p> <ul style="list-style-type: none"> Misconduct Involving a Controlled Substance Manufacture, Delivery or Possession of Imitation Controlled Substance | <p>Other</p> <ul style="list-style-type: none"> Offenses against Public Administration Offenses against Family and Vulnerable Adults All other offenses, including cases in which a charging document was never filed |
| <p>Weapons</p> <ul style="list-style-type: none"> Misconduct Involving Weapons Criminal Possession of Explosives Unlawful Furnishing of Explosives | |

Criminal cases typically contain multiple charges. The Alaska Court System categorizes cases for reporting purposes based on the most serious charge.

In FY07 the Alaska Court System changed the way it categorizes criminal cases for annual reporting. The categories now conform to the National Center for State Courts' national model for caseload statistical reporting. This change is intended to make Alaska's statistics easier to compile, understand, and compare to those of other jurisdictions.

Deliberately left blank

**Superior Court Activity
Felony Case Dispositions - Superior Court Trial Sites
FY 06 - FY 08**

| Court | FY 06 | FY 07 | FY 08 | Change | |
|--------------------------------|-------|-------|-------|-------------------|-------------------|
| | | | | FY 06 to FY 08 | FY 07 to FY 08 |
| Anchorage | 2,346 | 2,543 | 2,946 | 26% | 16% |
| Barrow | 71 | 55 | 81 | 14% | 47% |
| Bethel | 463 | 422 | 320 | -31% | -24% |
| Cordova | 20 | 15 | 15 | -25% | 0% |
| Craig | 0 | 0 | 25 | N/S | N/S |
| Delta Junction | 0 | 0 | 8 | N/S | N/S |
| Dillingham | 58 | 67 | 101 | 74% | 51% |
| Fairbanks | 686 | 707 | 640 | -7% | -9% |
| Glennallen | 33 | 26 | 17 | -48% | -35% |
| Homer | 40 | 75 | 64 | 60% | -15% |
| Juneau | 213 | 194 | 211 | -1% | 9% |
| Kenai | 324 | 321 | 305 | -6% | -5% |
| Ketchikan | 238 | 172 | 147 | -38% | -15% |
| Kodiak | 130 | 91 | 79 | -39% | -13% |
| Kotzebue | 218 | 157 | 174 | -20% | 11% |
| Naknek | 18 | 14 | 17 | -6% | 21% |
| Nome | 128 | 128 | 138 | 8% | 8% |
| Palmer | 603 | 456 | 546 | -9% | 20% |
| Petersburg | 28 | 18 | 21 | -25% | 17% |
| Seward | 36 | 36 | 66 | 83% | 83% |
| Sitka | 64 | 56 | 42 | -34% | -25% |
| Tok | 0 | 0 | 3 | N/S | N/S |
| Unalaska | 51 | 62 | 50 | -2% | -19% |
| Valdez | 29 | 38 | 33 | 14% | -13% |
| Wrangell | 21 | 9 | 5 | N/S | N/S |
| Sub-total | 5,818 | 5,662 | 6,054 | 4% | 7% |
| Felony Cases from Other Courts | 26 | 15 | 111 | 327% | 640% |
| Total | 5,844 | 5,677 | 6,165 | 5% | 9% |
| 1st District | 564 | 449 | 451 | -20% | 0% |
| 2nd District | 417 | 340 | 403 | -3% | 19% |
| 3rd District | 3,714 | 3,759 | 4,267 | 15% | 14% |
| 4th District | 1,149 | 1,129 | 1,044 | -9% | -8% |

N/S - Numbers 10 or less are not compared statistically

**Superior Court Activity
Felony Case Dispositions - Other Courts
FY 06 - FY 08**

| Court | FY 06 | FY 07 | FY 08 | Change | |
|--------------|-----------|-----------|------------|----------------|----------------|
| | | | | FY 06 to FY 08 | FY 07 to FY 08 |
| Angoon | 0 | 0 | 0 | N/S | N/S |
| Aniak | 0 | 0 | 10 | N/S | N/S |
| Chevak | 0 | 0 | 8 | N/S | N/S |
| Emmonak | 0 | 0 | 3 | N/S | N/S |
| Fort Yukon | 0 | 0 | 8 | N/S | N/S |
| Galena | 0 | 0 | 6 | N/S | N/S |
| Haines | 0 | 0 | 0 | N/S | N/S |
| Healy | 0 | 0 | 2 | N/S | N/S |
| Hoonah | 0 | 0 | 0 | N/S | N/S |
| Kake | 0 | 0 | 0 | N/S | N/S |
| McGrath | 0 | 0 | 3 | N/S | N/S |
| Nenana | 0 | 0 | 5 | N/S | N/S |
| Sand Point | 22 | 9 | 17 | -23% | N/S |
| Skagway | 0 | 0 | 0 | N/S | N/S |
| St. Marys | 0 | 0 | 26 | N/S | N/S |
| St. Paul | 4 | 6 | 11 | N/S | N/S |
| Tanana | 0 | 0 | 2 | N/S | N/S |
| Unalakleet | 0 | 0 | 10 | N/S | N/S |
| Yakutat | 0 | 0 | 0 | N/S | N/S |
| Total | 26 | 15 | 111 | 327% | 640% |
| 1st District | 0 | 0 | 0 | N/S | N/S |
| 2nd District | 0 | 0 | 10 | N/S | N/S |
| 3rd District | 26 | 15 | 28 | 8% | 87% |
| 4th District | 0 | 0 | 73 | N/S | N/S |

N/S - Numbers 10 or less are not compared statistically

**Superior Court Activity
Felony Case Dispositions by Manner of Disposition - Superior Court Trial Sites
FY 08**

| Court | Stage of Disposition | | | | | | | | | Total |
|--------------------------------|-------------------------|-------------|-------------------------------|-------------|-------|-------------|------------|------------|------------|-------|
| | At / Before Arraignment | | Between Arraignment and Trial | | | Court Trial | | Jury Trial | | |
| | Dismiss | Pled Guilty | Dismiss | Pled Guilty | Other | Guilty | Not Guilty | Guilty | Not Guilty | |
| Anchorage | 203 | 21 | 598 | 2,077 | 0 | 0 | 0 | 39 | 8 | 2,946 |
| Barrow | 0 | 2 | 14 | 64 | 0 | 1 | 0 | 0 | 0 | 81 |
| Bethel | 5 | 2 | 85 | 218 | 3 | 0 | 0 | 1 | 6 | 320 |
| Cordova | 0 | 0 | 1 | 13 | 1 | 0 | 0 | 0 | 0 | 15 |
| Craig | 3 | 4 | 1 | 17 | 0 | 0 | 0 | 0 | 0 | 25 |
| Delta Junction | 0 | 0 | 4 | 3 | 1 | 0 | 0 | 0 | 0 | 8 |
| Dillingham | 2 | 3 | 19 | 71 | 0 | 0 | 0 | 4 | 2 | 101 |
| Fairbanks | 39 | 17 | 95 | 459 | 9 | 0 | 0 | 18 | 3 | 640 |
| Glennallen | 0 | 0 | 0 | 13 | 3 | 0 | 0 | 1 | 0 | 17 |
| Homer | 0 | 0 | 15 | 46 | 0 | 0 | 0 | 0 | 3 | 64 |
| Juneau | 0 | 0 | 30 | 176 | 0 | 0 | 0 | 5 | 0 | 211 |
| Kenai | 3 | 2 | 31 | 250 | 4 | 0 | 0 | 11 | 4 | 305 |
| Ketchikan | 1 | 0 | 25 | 112 | 0 | 0 | 0 | 8 | 1 | 147 |
| Kodiak | 2 | 1 | 12 | 63 | 1 | 0 | 0 | 0 | 0 | 79 |
| Kotzebue | 3 | 6 | 31 | 132 | 1 | 0 | 0 | 1 | 0 | 174 |
| Naknek | 0 | 0 | 6 | 11 | 0 | 0 | 0 | 0 | 0 | 17 |
| Nome | 1 | 1 | 24 | 111 | 0 | 0 | 0 | 1 | 0 | 138 |
| Palmer | 7 | 1 | 58 | 457 | 0 | 1 | 0 | 18 | 4 | 546 |
| Petersburg | 1 | 0 | 2 | 17 | 0 | 0 | 0 | 1 | 0 | 21 |
| Seward | 1 | 2 | 5 | 56 | 2 | 0 | 0 | 0 | 0 | 66 |
| Sitka | 0 | 0 | 8 | 30 | 3 | 0 | 0 | 0 | 1 | 42 |
| Tok | 0 | 0 | 0 | 3 | 0 | 0 | 0 | 0 | 0 | 3 |
| Unalaska | 0 | 0 | 7 | 42 | 0 | 0 | 0 | 0 | 1 | 50 |
| Valdez | 0 | 0 | 6 | 17 | 10 | 0 | 0 | 0 | 0 | 33 |
| Wrangell | 0 | 0 | 1 | 4 | 0 | 0 | 0 | 0 | 0 | 5 |
| Sub-total | 271 | 62 | 1,078 | 4,462 | 38 | 2 | 0 | 108 | 33 | 6,054 |
| Felony Cases from Other Courts | 0 | 0 | 17 | 41 | 52 | 0 | 0 | 1 | 0 | 111 |
| Total | 271 | 62 | 1,095 | 4,503 | 90 | 2 | 0 | 109 | 33 | 6,165 |
| % of Total | 4.4 | 1.0 | 17.8 | 73.0 | 1.5 | - | - | 1.8 | 0.5 | 100.0 |
| 1st District | 5 | 4 | 67 | 356 | 3 | 0 | 0 | 14 | 2 | 451 |
| 2nd District | 4 | 9 | 72 | 313 | 2 | 1 | 0 | 2 | 0 | 403 |
| 3rd District | 218 | 30 | 765 | 3,136 | 21 | 1 | 0 | 74 | 22 | 4,267 |
| 4th District | 44 | 19 | 191 | 698 | 64 | 0 | 0 | 19 | 9 | 1,044 |

**Superior Court Activity
Felony Case Dispositions by Manner of Disposition - Other Courts
FY 08**

| Court | Stage of Disposition | | | | | | | | | Total |
|--------------|-------------------------|-------------|-------------------------------|-------------|-------|-------------|------------|------------|------------|-------|
| | At / Before Arraignment | | Between Arraignment and Trial | | | Court Trial | | Jury Trial | | |
| | Dismiss | Pled Guilty | Dismiss | Pled Guilty | Other | Guilty | Not Guilty | Guilty | Not Guilty | |
| Angoon | 0 | 0 | 0 | 0 | 0 | 0 | 0 | 0 | 0 | 0 |
| Aniak | 0 | 0 | 0 | 0 | 10 | 0 | 0 | 0 | 0 | 10 |
| Chevak | 0 | 0 | 0 | 0 | 8 | 0 | 0 | 0 | 0 | 8 |
| Emmonak | 0 | 0 | 0 | 0 | 3 | 0 | 0 | 0 | 0 | 3 |
| Fort Yukon | 0 | 0 | 2 | 6 | 0 | 0 | 0 | 0 | 0 | 8 |
| Galena | 0 | 0 | 5 | 1 | 0 | 0 | 0 | 0 | 0 | 6 |
| Haines | 0 | 0 | 0 | 0 | 0 | 0 | 0 | 0 | 0 | 0 |
| Healy | 0 | 0 | 0 | 2 | 0 | 0 | 0 | 0 | 0 | 2 |
| Hoonah | 0 | 0 | 0 | 0 | 0 | 0 | 0 | 0 | 0 | 0 |
| Kake | 0 | 0 | 0 | 0 | 0 | 0 | 0 | 0 | 0 | 0 |
| McGrath | 0 | 0 | 0 | 0 | 3 | 0 | 0 | 0 | 0 | 3 |
| Nenana | 0 | 0 | 0 | 5 | 0 | 0 | 0 | 0 | 0 | 5 |
| Sand Point | 0 | 0 | 5 | 12 | 0 | 0 | 0 | 0 | 0 | 17 |
| Skagway | 0 | 0 | 0 | 0 | 0 | 0 | 0 | 0 | 0 | 0 |
| St. Marys | 0 | 0 | 0 | 0 | 26 | 0 | 0 | 0 | 0 | 26 |
| St. Paul | 0 | 0 | 2 | 8 | 0 | 0 | 0 | 1 | 0 | 11 |
| Tanana | 0 | 0 | 0 | 1 | 1 | 0 | 0 | 0 | 0 | 2 |
| Unalakleet | 0 | 0 | 3 | 6 | 1 | 0 | 0 | 0 | 0 | 10 |
| Yakutat | 0 | 0 | 0 | 0 | 0 | 0 | 0 | 0 | 0 | 0 |
| Total | 0 | 0 | 17 | 41 | 52 | 0 | 0 | 1 | 0 | 111 |
| % of Total | - | - | 15.4 | 36.9 | 46.8 | - | - | 0.9 | - | 100.0 |
| 1st District | 0 | 0 | 0 | 0 | 0 | 0 | 0 | 0 | 0 | 0 |
| 2nd District | 0 | 0 | 3 | 6 | 1 | 0 | 0 | 0 | 0 | 10 |
| 3rd District | 0 | 0 | 7 | 20 | 0 | 0 | 0 | 1 | 0 | 28 |
| 4th District | 0 | 0 | 7 | 15 | 51 | 0 | 0 | 0 | 0 | 73 |

**Superior Court Activity
Probate Case Filings - Superior Court Trial Sites
FY 06 - FY 08**

| Court | FY 06 | FY 07 | FY 08 | Change | |
|---------------------------------|-------|-------|-------|----------------|----------------|
| | | | | FY 06 to FY 08 | FY 07 to FY 08 |
| Anchorage | 1,579 | 1,470 | 1,560 | -1% | 6% |
| Barrow | 58 | 33 | 38 | -34% | 15% |
| Bethel | 200 | 135 | 149 | -25% | 10% |
| Cordova | 9 | 10 | 6 | N/S | N/S |
| Craig | 0 | 0 | 6 | N/S | N/S |
| Delta Junction | 0 | 0 | 0 | N/S | N/S |
| Dillingham | 30 | 21 | 24 | -20% | 14% |
| Fairbanks | 642 | 651 | 692 | 8% | 6% |
| Glennallen | 2 | 8 | 3 | N/S | N/S |
| Homer | 66 | 66 | 81 | 23% | 23% |
| Juneau | 294 | 297 | 328 | 12% | 10% |
| Kenai | 177 | 250 | 209 | 18% | -16% |
| Ketchikan | 157 | 140 | 156 | -1% | 11% |
| Kodiak | 40 | 51 | 60 | 50% | 18% |
| Kotzebue | 32 | 21 | 38 | 19% | 81% |
| Naknek | 3 | 5 | 3 | N/S | N/S |
| Nome | 53 | 55 | 52 | -2% | -5% |
| Palmer | 242 | 223 | 292 | 21% | 31% |
| Petersburg | 12 | 9 | 14 | 17% | N/S |
| Seward | 8 | 17 | 9 | N/S | N/S |
| Sitka | 55 | 50 | 55 | 0% | 10% |
| Tok | 0 | 0 | 0 | N/S | N/S |
| Unalaska | 1 | 2 | 2 | N/S | N/S |
| Valdez | 12 | 13 | 12 | 0% | -8% |
| Wrangell | 11 | 9 | 11 | 0% | N/S |
| Sub-total | 3,683 | 3,536 | 3,800 | 3% | 7% |
| Probate Cases from Other Courts | 2 | 7 | 5 | N/S | N/S |
| Total | 3,685 | 3,543 | 3,805 | 3% | 7% |
| 1st District | 530 | 505 | 570 | 8% | 13% |
| 2nd District | 143 | 109 | 128 | -10% | 17% |
| 3rd District | 2,170 | 2,143 | 2,263 | 4% | 6% |
| 4th District | 842 | 786 | 844 | 0% | 7% |

N/S - Numbers 10 or less are not compared statistically

**Superior Court Activity
Probate Case Filings - Other Courts
FY 06 - FY 08**

| Court | FY 06 | FY 07 | FY 08 | Change | |
|--------------|-------|-------|-------|----------------|----------------|
| | | | | FY 06 to FY 08 | FY 07 to FY 08 |
| Angoon | 0 | 0 | 0 | N/S | N/S |
| Aniak | 0 | 0 | 2 | N/S | N/S |
| Chevak | 0 | 0 | 0 | N/S | N/S |
| Emmonak | 0 | 0 | 0 | N/S | N/S |
| Fort Yukon | 0 | 0 | 0 | N/S | N/S |
| Galena | 0 | 0 | 0 | N/S | N/S |
| Haines | 1 | 0 | 0 | N/S | N/S |
| Healy | 0 | 0 | 0 | N/S | N/S |
| Hoonah | 0 | 0 | 0 | N/S | N/S |
| Kake | 0 | 0 | 0 | N/S | N/S |
| McGrath | 0 | 0 | 0 | N/S | N/S |
| Nenana | 0 | 0 | 1 | N/S | N/S |
| Sand Point | 1 | 3 | 0 | N/S | N/S |
| Skagway | 0 | 0 | 0 | N/S | N/S |
| St. Marys | 0 | 0 | 0 | N/S | N/S |
| St. Paul | 0 | 4 | 2 | N/S | N/S |
| Tanana | 0 | 0 | 0 | N/S | N/S |
| Unalakleet | 0 | 0 | 0 | N/S | N/S |
| Yakutat | 0 | 0 | 0 | N/S | N/S |
| Total | 2 | 7 | 5 | N/S | N/S |
| 1st District | 1 | 0 | 0 | N/S | N/S |
| 2nd District | 0 | 0 | 0 | N/S | N/S |
| 3rd District | 1 | 7 | 2 | N/S | N/S |
| 4th District | 0 | 0 | 3 | N/S | N/S |

N/S - Numbers 10 or less are not compared statistically

**Superior Court Activity
Probate Filings by Case Type - Superior Court Trial Sites
FY 08**

| Court | Case Type | | | | | | Total |
|---------------------------------|-----------|---------|------------------------|-------------------------------------|--------------------------------|-------|-------|
| | Adoptions | Estates | Commitment Proceedings | ¹ Protective Proceedings | ² Minor Proceedings | Other | |
| Anchorage | 311 | 487 | 258 | 376 | 99 | 29 | 1,560 |
| Barrow | 3 | 7 | 19 | 7 | 2 | 0 | 38 |
| Bethel | 14 | 11 | 79 | 23 | 21 | 1 | 149 |
| Cordova | 0 | 5 | 0 | 1 | 0 | 0 | 6 |
| Craig | 0 | 1 | 2 | 3 | 0 | 0 | 6 |
| Delta Junction | 0 | 0 | 0 | 0 | 0 | 0 | 0 |
| Dillingham | 3 | 3 | 6 | 8 | 0 | 4 | 24 |
| Fairbanks | 122 | 155 | 326 | 76 | 7 | 6 | 692 |
| Glennallen | 0 | 0 | 1 | 2 | 0 | 0 | 3 |
| Homer | 5 | 8 | 34 | 3 | 0 | 31 | 81 |
| Juneau | 38 | 79 | 164 | 30 | 16 | 1 | 328 |
| Kenai | 33 | 71 | 51 | 44 | 10 | 0 | 209 |
| Ketchikan | 11 | 39 | 82 | 22 | 2 | 0 | 156 |
| Kodiak | 11 | 37 | 4 | 7 | 0 | 1 | 60 |
| Kotzebue | 10 | 0 | 16 | 11 | 1 | 0 | 38 |
| Naknek | 0 | 2 | 1 | 0 | 0 | 0 | 3 |
| Nome | 6 | 11 | 26 | 8 | 1 | 0 | 52 |
| Palmer | 62 | 99 | 27 | 94 | 9 | 1 | 292 |
| Petersburg | 5 | 0 | 6 | 2 | 0 | 1 | 14 |
| Seward | 1 | 0 | 2 | 5 | 0 | 1 | 9 |
| Sitka | 5 | 19 | 16 | 15 | 0 | 0 | 55 |
| Tok | 0 | 0 | 0 | 0 | 0 | 0 | 0 |
| Unalaska | 1 | 0 | 0 | 0 | 0 | 1 | 2 |
| Valdez | 1 | 5 | 1 | 5 | 0 | 0 | 12 |
| Wrangell | 1 | 2 | 5 | 2 | 0 | 1 | 11 |
| Sub-total | 643 | 1,041 | 1,126 | 744 | 168 | 78 | 3,800 |
| Probate Cases from District and | 0 | 0 | 2 | 1 | 0 | 2 | 5 |
| Total | 643 | 1,041 | 1,128 | 745 | 168 | 80 | 3,805 |
| % of Total | 16.9 | 27.4 | 29.6 | 19.6 | 4.4 | 2.1 | 100.0 |
| 1st District | 60 | 140 | 275 | 74 | 18 | 3 | 570 |
| 2nd District | 19 | 18 | 61 | 26 | 4 | 0 | 128 |
| 3rd District | 428 | 717 | 387 | 545 | 118 | 68 | 2,263 |
| 4th District | 136 | 166 | 405 | 100 | 28 | 9 | 844 |

¹ Guardianships, conservatorships, etc.

² Minor Settlements, emancipations, etc.

**Superior Court Activity
Probate Filings by Case Type - Other Courts
FY 08**

| Court | Case Type | | | | | | Total |
|--------------|-----------|---------|------------------------|-------------------------------------|--------------------------------|-------|-------|
| | Adoptions | Estates | Commitment Proceedings | ¹ Protective Proceedings | ² Minor Proceedings | Other | |
| Angoon | 0 | 0 | 0 | 0 | 0 | 0 | 0 |
| Aniak | 0 | 0 | 0 | 0 | 0 | 2 | 2 |
| Chevak | 0 | 0 | 0 | 0 | 0 | 0 | 0 |
| Emmonak | 0 | 0 | 0 | 0 | 0 | 0 | 0 |
| Fort Yukon | 0 | 0 | 0 | 0 | 0 | 0 | 0 |
| Galena | 0 | 0 | 0 | 0 | 0 | 0 | 0 |
| Haines | 0 | 0 | 0 | 0 | 0 | 0 | 0 |
| Healy | 0 | 0 | 0 | 0 | 0 | 0 | 0 |
| Hoonah | 0 | 0 | 0 | 0 | 0 | 0 | 0 |
| Kake | 0 | 0 | 0 | 0 | 0 | 0 | 0 |
| McGrath | 0 | 0 | 0 | 0 | 0 | 0 | 0 |
| Nenana | 0 | 0 | 0 | 1 | 0 | 0 | 1 |
| Sand Point | 0 | 0 | 0 | 0 | 0 | 0 | 0 |
| Skagway | 0 | 0 | 0 | 0 | 0 | 0 | 0 |
| St. Marys | 0 | 0 | 0 | 0 | 0 | 0 | 0 |
| St. Paul | 0 | 0 | 2 | 0 | 0 | 0 | 2 |
| Tanana | 0 | 0 | 0 | 0 | 0 | 0 | 0 |
| Unalakleet | 0 | 0 | 0 | 0 | 0 | 0 | 0 |
| Yakutat | 0 | 0 | 0 | 0 | 0 | 0 | 0 |
| Total | 0 | 0 | 2 | 1 | 0 | 2 | 5 |
| % of Total | - | - | 40.0 | 20.0 | - | 40.0 | 100.0 |
| 1st District | 0 | 0 | 0 | 0 | 0 | 0 | 0 |
| 2nd District | 0 | 0 | 0 | 0 | 0 | 0 | 0 |
| 3rd District | 0 | 0 | 2 | 0 | 0 | 0 | 2 |
| 4th District | 0 | 0 | 0 | 1 | 0 | 2 | 3 |

¹ Guardianships, conservatorships, etc.

² Minor Settlements, emancipations, etc.

**Superior Court Activity
Probate Case Dispositions - Superior Court Trial Sites
FY 06 - FY 08**

| Court | FY 06 | FY 07 | FY 08 | Change | |
|---------------------------------|-------|-------|-------|----------------|----------------|
| | | | | FY 06 to FY 08 | FY 07 to FY 08 |
| Anchorage | 2,244 | 2,492 | 1,579 | -30% | -37% |
| Barrow | 60 | 36 | 28 | -53% | -22% |
| Bethel | 169 | 80 | 171 | 1% | 114% |
| Cordova | 2 | 4 | 4 | N/S | N/S |
| Craig | 0 | 0 | 2 | N/S | N/S |
| Delta Junction | 0 | 0 | 0 | N/S | N/S |
| Dillingham | 21 | 17 | 13 | -38% | -24% |
| Fairbanks | 737 | 664 | 683 | -7% | 3% |
| Glennallen | 2 | 6 | 2 | N/S | N/S |
| Homer | 25 | 25 | 26 | 4% | 4% |
| Juneau | 313 | 282 | 327 | 4% | 16% |
| Kenai | 168 | 266 | 186 | 11% | -30% |
| Ketchikan | 150 | 136 | 154 | 3% | 13% |
| Kodiak | 41 | 46 | 33 | -20% | -28% |
| Kotzebue | 30 | 23 | 40 | 33% | 74% |
| Naknek | 1 | 0 | 0 | N/S | N/S |
| Nome | 69 | 51 | 51 | -26% | 0% |
| Palmer | 191 | 176 | 215 | 13% | 22% |
| Petersburg | 26 | 11 | 15 | -42% | 36% |
| Seward | 3 | 9 | 7 | N/S | N/S |
| Sitka | 58 | 56 | 71 | 22% | 27% |
| Tok | 0 | 0 | 0 | N/S | N/S |
| Unalaska | 1 | 2 | 2 | N/S | N/S |
| Valdez | 8 | 7 | 6 | N/S | N/S |
| Wrangell | 17 | 12 | 13 | -24% | 8% |
| Sub-total | 4,336 | 4,401 | 3,628 | -16% | -18% |
| Probate Cases from Other Courts | 4 | 7 | 4 | N/S | N/S |
| Total | 4,340 | 4,408 | 3,632 | -16% | -18% |
| 1st District | 564 | 497 | 582 | 3% | 17% |
| 2nd District | 159 | 110 | 119 | -25% | 8% |
| 3rd District | 2,711 | 3,057 | 2,077 | -23% | -32% |
| 4th District | 906 | 744 | 854 | -6% | 15% |

N/S - Numbers 10 or less are not compared statistically

**Superior Court Activity
Probate Case Dispositions - Other Courts
FY 06 - FY 08**

| Court | FY 06 | FY 07 | FY 08 | Change | |
|--------------|-------|-------|-------|----------------|----------------|
| | | | | FY 06 to FY 08 | FY 07 to FY 08 |
| Angoon | 0 | 0 | 0 | N/S | N/S |
| Aniak | 0 | 0 | 0 | N/S | N/S |
| Chevak | 0 | 0 | 0 | N/S | N/S |
| Emmonak | 0 | 0 | 0 | N/S | N/S |
| Fort Yukon | 0 | 0 | 0 | N/S | N/S |
| Galena | 0 | 0 | 0 | N/S | N/S |
| Haines | 0 | 0 | 0 | N/S | N/S |
| Healy | 0 | 0 | 0 | N/S | N/S |
| Hoonah | 0 | 0 | 0 | N/S | N/S |
| Kake | 0 | 0 | 0 | N/S | N/S |
| McGrath | 0 | 0 | 0 | N/S | N/S |
| Nenana | 0 | 0 | 0 | N/S | N/S |
| Sand Point | 1 | 3 | 2 | N/S | N/S |
| Skagway | 0 | 0 | 0 | N/S | N/S |
| St. Marys | 0 | 0 | 0 | N/S | N/S |
| St. Paul | 3 | 4 | 2 | N/S | N/S |
| Tanana | 0 | 0 | 0 | N/S | N/S |
| Unalakleet | 0 | 0 | 0 | N/S | N/S |
| Yakutat | 0 | 0 | 0 | N/S | N/S |
| Total | 4 | 7 | 4 | N/S | N/S |
| 1st District | 0 | 0 | 0 | N/S | N/S |
| 2nd District | 0 | 0 | 0 | N/S | N/S |
| 3rd District | 4 | 7 | 4 | N/S | N/S |
| 4th District | 0 | 0 | 0 | N/S | N/S |

N/S - Numbers 10 or less are not compared statistically

**Superior Court Activity
Domestic Relations Case Filings - Superior Court Trial Sites
FY 06 - FY 08**

| Court | FY 06 | FY 07 | FY 08 | Change | |
|--------------------------------------------|-------|-------|-------|----------------|----------------|
| | | | | FY 06 to FY 08 | FY 07 to FY 08 |
| Anchorage | 2,412 | 2,246 | 2,369 | -2% | 5% |
| Barrow | 25 | 20 | 31 | 24% | 55% |
| Bethel | 80 | 66 | 60 | -25% | -9% |
| Cordova | 9 | 5 | 9 | N/S | N/S |
| Craig | 0 | 0 | 21 | N/S | N/S |
| Delta Junction | 7 | 18 | 4 | N/S | N/S |
| Dillingham | 39 | 33 | 22 | -44% | -33% |
| Fairbanks | 709 | 857 | 830 | 17% | -3% |
| Glennallen | 11 | 7 | 15 | 36% | N/S |
| Homer | 64 | 59 | 41 | -36% | -31% |
| Juneau | 260 | 203 | 202 | -22% | 0% |
| Kenai | 278 | 268 | 247 | -11% | -8% |
| Ketchikan | 177 | 132 | 133 | -25% | 1% |
| Kodiak | 75 | 81 | 77 | 3% | -5% |
| Kotzebue | 24 | 27 | 56 | 133% | 107% |
| Naknek | 3 | 3 | 1 | N/S | N/S |
| Nome | 21 | 43 | 37 | 76% | -14% |
| Palmer | 477 | 484 | 467 | -2% | -4% |
| Petersburg | 14 | 21 | 16 | 14% | -24% |
| Seward | 31 | 18 | 19 | -39% | 6% |
| Sitka | 64 | 67 | 50 | -22% | -25% |
| Tok | 0 | 0 | 3 | N/S | N/S |
| Unalaska | 16 | 22 | 13 | -19% | -41% |
| Valdez | 18 | 27 | 17 | -6% | -37% |
| Wrangell | 12 | 15 | 14 | 17% | -7% |
| Sub-total | 4,826 | 4,722 | 4,754 | -1% | 1% |
| Domestic Relations Cases from Other Courts | 7 | 6 | 3 | N/S | N/S |
| Total | 4,833 | 4,728 | 4,757 | -2% | 1% |
| 1st District | 527 | 438 | 436 | -17% | 0% |
| 2nd District | 70 | 90 | 124 | 77% | 38% |
| 3rd District | 3,435 | 3,255 | 3,297 | -4% | 1% |
| 4th District | 801 | 945 | 900 | 12% | -5% |

N/S - Numbers 10 or less are not compared statistically

**Superior Court Activity
Domestic Relations Case Filings - Other Courts
FY 06 - FY 08**

| Court | FY 06 | FY 07 | FY 08 | Change | |
|--------------|-------|-------|-------|-------------------|-------------------|
| | | | | FY 06 to FY 08 | FY 07 to FY 08 |
| Angoon | 0 | 0 | 0 | N/S | N/S |
| Aniak | 0 | 0 | 1 | N/S | N/S |
| Chevak | 0 | 0 | 0 | N/S | N/S |
| Emmonak | 0 | 0 | 0 | N/S | N/S |
| Fort Yukon | 0 | 0 | 0 | N/S | N/S |
| Galena | 0 | 0 | 0 | N/S | N/S |
| Haines | 0 | 0 | 0 | N/S | N/S |
| Healy | 1 | 0 | 1 | N/S | N/S |
| Hoonah | 0 | 0 | 0 | N/S | N/S |
| Kake | 0 | 0 | 0 | N/S | N/S |
| McGrath | 0 | 0 | 0 | N/S | N/S |
| Nenana | 4 | 4 | 0 | N/S | N/S |
| Sand Point | 1 | 0 | 0 | N/S | N/S |
| Skagway | 0 | 0 | 0 | N/S | N/S |
| St. Marys | 0 | 0 | 1 | N/S | N/S |
| St. Paul | 1 | 2 | 0 | N/S | N/S |
| Tanana | 0 | 0 | 0 | N/S | N/S |
| Unalakleet | 0 | 0 | 0 | N/S | N/S |
| Yakutat | 0 | 0 | 0 | N/S | N/S |
| Total | 7 | 6 | 3 | N/S | N/S |
| 1st District | 0 | 0 | 0 | N/S | N/S |
| 2nd District | 0 | 0 | 0 | N/S | N/S |
| 3rd District | 2 | 2 | 0 | N/S | N/S |
| 4th District | 5 | 4 | 3 | N/S | N/S |

N/S - Numbers 10 or less are not compared statistically

**Superior Court Activity
Domestic Relations Filings by Case Type - Superior Court Trial Sites
FY 08**

| Court | Case Type | | | | Total |
|--------------------------------------------|-----------|-------------|-------------------|-------|-------|
| | Divorce | Dissolution | Support / Custody | Other | |
| Anchorage | 1,001 | 831 | 441 | 96 | 2,369 |
| Barrow | 10 | 5 | 6 | 10 | 31 |
| Bethel | 19 | 13 | 17 | 11 | 60 |
| Cordova | 3 | 4 | 2 | 0 | 9 |
| Craig | 6 | 11 | 4 | 0 | 21 |
| Delta Junction | 0 | 4 | 0 | 0 | 4 |
| Dillingham | 13 | 8 | 1 | 0 | 22 |
| Fairbanks | 356 | 330 | 120 | 24 | 830 |
| Glennallen | 4 | 7 | 4 | 0 | 15 |
| Homer | 9 | 29 | 3 | 0 | 41 |
| Juneau | 56 | 104 | 42 | 0 | 202 |
| Kenai | 91 | 112 | 40 | 4 | 247 |
| Ketchikan | 46 | 48 | 37 | 2 | 133 |
| Kodiak | 30 | 37 | 9 | 1 | 77 |
| Kotzebue | 18 | 4 | 10 | 24 | 56 |
| Naknek | 1 | 0 | 0 | 0 | 1 |
| Nome | 15 | 11 | 8 | 3 | 37 |
| Palmer | 172 | 190 | 93 | 12 | 467 |
| Petersburg | 5 | 10 | 1 | 0 | 16 |
| Seward | 7 | 8 | 4 | 0 | 19 |
| Sitka | 21 | 20 | 9 | 0 | 50 |
| Tok | 0 | 3 | 0 | 0 | 3 |
| Unalaska | 4 | 6 | 3 | 0 | 13 |
| Valdez | 3 | 11 | 3 | 0 | 17 |
| Wrangell | 3 | 7 | 4 | 0 | 14 |
| Sub-total | 1,893 | 1,813 | 861 | 187 | 4,754 |
| Domestic Relations Cases from Other Courts | 0 | 1 | 0 | 2 | 3 |
| Total | 1,893 | 1,814 | 861 | 189 | 4,757 |
| % of Total | 39.8 | 38.1 | 18.1 | 4.0 | 100.0 |
| 1st District | 137 | 200 | 97 | 2 | 436 |
| 2nd District | 43 | 20 | 24 | 37 | 124 |
| 3rd District | 1,338 | 1,243 | 603 | 113 | 3,297 |
| 4th District | 375 | 351 | 137 | 37 | 900 |

**Superior Court Activity
Domestic Relations Filings by Case Type - Other Courts
FY 08**

| Court | Case Type | | | | Total |
|--------------|-----------|-------------|-------------------|-------|-------|
| | Divorce | Dissolution | Support / Custody | Other | |
| Angoon | 0 | 0 | 0 | 0 | 0 |
| Aniak | 0 | 0 | 0 | 1 | 1 |
| Chevak | 0 | 0 | 0 | 0 | 0 |
| Emmonak | 0 | 0 | 0 | 0 | 0 |
| Fort Yukon | 0 | 0 | 0 | 0 | 0 |
| Galena | 0 | 0 | 0 | 0 | 0 |
| Haines | 0 | 0 | 0 | 0 | 0 |
| Healy | 0 | 1 | 0 | 0 | 1 |
| Hoonah | 0 | 0 | 0 | 0 | 0 |
| Kake | 0 | 0 | 0 | 0 | 0 |
| McGrath | 0 | 0 | 0 | 0 | 0 |
| Nenana | 0 | 0 | 0 | 0 | 0 |
| Sand Point | 0 | 0 | 0 | 0 | 0 |
| Skagway | 0 | 0 | 0 | 0 | 0 |
| St. Marys | 0 | 0 | 0 | 1 | 1 |
| St. Paul | 0 | 0 | 0 | 0 | 0 |
| Tanana | 0 | 0 | 0 | 0 | 0 |
| Unalakleet | 0 | 0 | 0 | 0 | 0 |
| Yakutat | 0 | 0 | 0 | 0 | 0 |
| Total | 0 | 1 | 0 | 2 | 3 |
| % of Total | 0.0 | 33.3 | 0.0 | 66.7 | 100.0 |
| 1st District | 0 | 0 | 0 | 0 | 0 |
| 2nd District | 0 | 0 | 0 | 0 | 0 |
| 3rd District | 0 | 0 | 0 | 0 | 0 |
| 4th District | 0 | 1 | 0 | 2 | 3 |

**Superior Court Activity
Domestic Relations Case Dispositions - Superior Court Trial Sites
FY 06 - FY 08**

| Court | FY 06 | FY 07 | FY 08 | Change | |
|--------------------------------------------|-------|-------|-------|----------------|----------------|
| | | | | FY 06 to FY 08 | FY 07 to FY 08 |
| Anchorage | 2,513 | 2,358 | 2,232 | -11% | -5% |
| Barrow | 28 | 14 | 35 | 25% | 150% |
| Bethel | 70 | 68 | 42 | -40% | -38% |
| Cordova | 10 | 4 | 7 | N/S | N/S |
| Craig | 0 | 0 | 8 | N/S | N/S |
| Delta Junction | 0 | 0 | 4 | N/S | N/S |
| Dillingham | 34 | 20 | 29 | -15% | 45% |
| Fairbanks | 753 | 783 | 841 | 12% | 7% |
| Glennallen | 14 | 7 | 10 | N/S | N/S |
| Homer | 44 | 58 | 32 | -27% | -45% |
| Juneau | 256 | 226 | 194 | -24% | -14% |
| Kenai | 286 | 274 | 233 | -19% | -15% |
| Ketchikan | 164 | 151 | 134 | -18% | -11% |
| Kodiak | 81 | 69 | 70 | -14% | 1% |
| Kotzebue | 33 | 27 | 43 | 30% | 59% |
| Naknek | 4 | 4 | 1 | N/S | N/S |
| Nome | 28 | 27 | 41 | 46% | 52% |
| Palmer | 474 | 485 | 463 | -2% | -5% |
| Petersburg | 21 | 19 | 13 | -38% | -32% |
| Seward | 32 | 13 | 23 | -28% | 77% |
| Sitka | 61 | 58 | 57 | -7% | -2% |
| Tok | 0 | 0 | 2 | N/S | N/S |
| Unalaska | 11 | 19 | 20 | 82% | 5% |
| Valdez | 23 | 19 | 22 | -4% | 16% |
| Wrangell | 12 | 12 | 13 | 8% | 8% |
| Sub-total | 4,952 | 4,715 | 4,569 | -8% | -3% |
| Domestic Relations Cases from Other Courts | 1 | 2 | 2 | N/S | N/S |
| Total | 4,953 | 4,717 | 4,571 | -8% | -3% |
| 1st District | 514 | 466 | 419 | -18% | -10% |
| 2nd District | 89 | 68 | 119 | 34% | 75% |
| 3rd District | 3,527 | 3,332 | 3,143 | -11% | -6% |
| 4th District | 823 | 851 | 890 | 8% | 5% |

N/S - Numbers 10 or less are not compared statistically

**Superior Court Activity
Domestic Relations Case Dispositions - Other Courts
FY 06 - FY 08**

| Court | FY 06 | FY 07 | FY 08 | Change | |
|--------------|-------|-------|-------|----------------|----------------|
| | | | | FY 06 to FY 08 | FY 07 to FY 08 |
| Angoon | 0 | 0 | 0 | N/S | N/S |
| Aniak | 0 | 0 | 0 | N/S | N/S |
| Chevak | 0 | 0 | 0 | N/S | N/S |
| Emmonak | 0 | 0 | 0 | N/S | N/S |
| Fort Yukon | 0 | 0 | 0 | N/S | N/S |
| Galena | 0 | 0 | 0 | N/S | N/S |
| Haines | 0 | 0 | 0 | N/S | N/S |
| Healy | 0 | 0 | 0 | N/S | N/S |
| Hoonah | 0 | 0 | 0 | N/S | N/S |
| Kake | 0 | 0 | 0 | N/S | N/S |
| McGrath | 0 | 0 | 0 | N/S | N/S |
| Nenana | 0 | 0 | 1 | N/S | N/S |
| Sand Point | 1 | 0 | 0 | N/S | N/S |
| Skagway | 0 | 0 | 0 | N/S | N/S |
| St. Marys | 0 | 0 | 0 | N/S | N/S |
| St. Paul | 0 | 2 | 1 | N/S | N/S |
| Tanana | 0 | 0 | 0 | N/S | N/S |
| Unalakleet | 0 | 0 | 0 | N/S | N/S |
| Yakutat | 0 | 0 | 0 | N/S | N/S |
| Total | 1 | 2 | 2 | N/S | N/S |
| 1st District | 0 | 0 | 0 | N/S | N/S |
| 2nd District | 0 | 0 | 0 | N/S | N/S |
| 3rd District | 1 | 2 | 1 | N/S | N/S |
| 4th District | 0 | 0 | 1 | N/S | N/S |

N/S - Numbers 10 or less are not compared statistically

**Superior Court Activity
Domestic Relations Case Dispositions by Manner of Disposition -
Superior Court Trial Sites
FY 08**

| Court | Stage of Disposition | | | | Total |
|-----------------------------------------------|----------------------|-----------------------|-------|-------|-------|
| | Dismissed | Diss./Div. Hearing | Trial | Other | |
| Anchorage | 400 | 1,362 | 248 | 222 | 2,232 |
| Barrow | 6 | 11 | 2 | 16 | 35 |
| Bethel | 9 | 16 | 0 | 17 | 42 |
| Cordova | 1 | 5 | 0 | 1 | 7 |
| Craig | 2 | 6 | 0 | 0 | 8 |
| Delta Junction | 0 | 4 | 0 | 0 | 4 |
| Dillingham | 10 | 11 | 0 | 8 | 29 |
| Fairbanks | 143 | 595 | 46 | 57 | 841 |
| Glennallen | 0 | 7 | 0 | 3 | 10 |
| Homer | 5 | 23 | 0 | 4 | 32 |
| Juneau | 28 | 128 | 6 | 32 | 194 |
| Kenai | 48 | 142 | 16 | 27 | 233 |
| Ketchikan | 26 | 78 | 1 | 29 | 134 |
| Kodiak | 9 | 55 | 0 | 6 | 70 |
| Kotzebue | 5 | 24 | 1 | 13 | 43 |
| Naknek | 0 | 1 | 0 | 0 | 1 |
| Nome | 6 | 23 | 5 | 7 | 41 |
| Palmer | 75 | 270 | 51 | 67 | 463 |
| Petersburg | 4 | 9 | 0 | 0 | 13 |
| Seward | 3 | 18 | 0 | 2 | 23 |
| Sitka | 10 | 35 | 8 | 4 | 57 |
| Tok | 1 | 1 | 0 | 0 | 2 |
| Unalaska | 8 | 10 | 0 | 2 | 20 |
| Valdez | 1 | 12 | 2 | 7 | 22 |
| Wrangell | 1 | 8 | 1 | 3 | 13 |
| Sub-total | 801 | 2,854 | 387 | 527 | 4,569 |
| Domestic Relations Cases from Other Courts | 0 | 1 | 0 | 1 | 2 |
| Total | 801 | 2,855 | 387 | 528 | 4,571 |
| % of Total | 17.5 | 62.5 | 8.5 | 11.5 | 100.0 |
| 1st District | 71 | 264 | 16 | 68 | 419 |
| 2nd District | 17 | 58 | 8 | 36 | 119 |
| 3rd District | 560 | 1,917 | 317 | 349 | 3,143 |
| 4th District | 153 | 616 | 46 | 75 | 890 |

**Superior Court Activity
Domestic Relations Case Dispositions by Manner of Disposition -
Other Courts
FY 08**

| Court | Stage of Disposition | | | | Total |
|--------------|----------------------|-----------------------|-------|-------|-------|
| | Dismissed | Diss./Div. Hearing | Trial | Other | |
| Angoon | 0 | 0 | 0 | 0 | 0 |
| Aniak | 0 | 0 | 0 | 0 | 0 |
| Chevak | 0 | 0 | 0 | 0 | 0 |
| Emmonak | 0 | 0 | 0 | 0 | 0 |
| Fort Yukon | 0 | 0 | 0 | 0 | 0 |
| Galena | 0 | 0 | 0 | 0 | 0 |
| Haines | 0 | 0 | 0 | 0 | 0 |
| Healy | 0 | 0 | 0 | 0 | 0 |
| Hoonah | 0 | 0 | 0 | 0 | 0 |
| Kake | 0 | 0 | 0 | 0 | 0 |
| McGrath | 0 | 0 | 0 | 0 | 0 |
| Nenana | 0 | 0 | 0 | 1 | 1 |
| Sand Point | 0 | 0 | 0 | 0 | 0 |
| Skagway | 0 | 0 | 0 | 0 | 0 |
| St. Marys | 0 | 0 | 0 | 0 | 0 |
| St. Paul | 0 | 1 | 0 | 0 | 1 |
| Tanana | 0 | 0 | 0 | 0 | 0 |
| Unalakleet | 0 | 0 | 0 | 0 | 0 |
| Yakutat | 0 | 0 | 0 | 0 | 0 |
| Total | 0 | 1 | 0 | 1 | 2 |
| % of Total | 0.0 | 50.0 | 0.0 | 50.0 | 100.0 |
| 1st District | 0 | 0 | 0 | 0 | 0 |
| 2nd District | 0 | 0 | 0 | 0 | 0 |
| 3rd District | 0 | 1 | 0 | 0 | 1 |
| 4th District | 0 | 0 | 0 | 1 | 1 |

**Superior Court Activity
General Civil Case Filings - Superior Court Trial Sites
FY 06 - FY 08**

| Court | FY 06 | FY 07 | FY 08 | Change | |
|---------------------------------------|-------|-------|-------|----------------|----------------|
| | | | | FY 06 to FY 08 | FY 07 to FY 08 |
| Anchorage | 1,631 | 1,437 | 1,464 | -10% | 2% |
| Barrow | 43 | 25 | 16 | -63% | -36% |
| Bethel | 72 | 115 | 85 | 18% | -26% |
| Cordova | 9 | 2 | 2 | N/S | N/S |
| Craig | 0 | 0 | 4 | N/S | N/S |
| Delta Junction | 0 | 0 | 0 | N/S | N/S |
| Dillingham | 22 | 19 | 31 | 41% | 63% |
| Fairbanks | 320 | 342 | 301 | -6% | -12% |
| Glennallen | 5 | 5 | 9 | N/S | N/S |
| Homer | 31 | 41 | 37 | 19% | -10% |
| Juneau | 194 | 166 | 155 | -20% | -7% |
| Kenai | 150 | 138 | 139 | -7% | 1% |
| Ketchikan | 76 | 66 | 83 | 9% | 26% |
| Kodiak | 123 | 41 | 37 | -70% | -10% |
| Kotzebue | 48 | 53 | 19 | -60% | -64% |
| Naknek | 4 | 5 | 9 | N/S | N/S |
| Nome | 30 | 45 | 35 | 17% | -22% |
| Palmer | 256 | 240 | 242 | -5% | 1% |
| Petersburg | 13 | 10 | 11 | -15% | N/S |
| Seward | 14 | 6 | 4 | N/S | N/S |
| Sitka | 39 | 50 | 39 | 0% | -22% |
| Tok | 0 | 1 | 1 | N/S | N/S |
| Unalaska | 12 | 16 | 1 | N/S | N/S |
| Valdez | 12 | 14 | 11 | -8% | -21% |
| Wrangell | 9 | 11 | 8 | N/S | N/S |
| Sub-total | 3,113 | 2,848 | 2,743 | -12% | -4% |
| General Civil Cases from Other Courts | 0 | 2 | 8 | N/S | N/S |
| Total | 3,113 | 2,850 | 2,751 | -12% | -3% |
| 1st District | 331 | 303 | 300 | -9% | -1% |
| 2nd District | 121 | 123 | 70 | -42% | -43% |
| 3rd District | 2,269 | 1,966 | 1,987 | -12% | 1% |
| 4th District | 392 | 458 | 394 | 1% | -14% |

N/S - Numbers 10 or less are not compared statistically

**Superior Court Activity
General Civil Case Filings - Other Courts
FY 06 - FY 08**

| Court | FY 06 | FY 07 | FY 08 | Change | |
|--------------|-------|-------|-------|-------------------|-------------------|
| | | | | FY 06 to FY 08 | FY 07 to FY 08 |
| Angoon | 0 | 0 | 0 | N/S | N/S |
| Aniak | 0 | 0 | 3 | N/S | N/S |
| Chevak | 0 | 0 | 3 | N/S | N/S |
| Emmonak | 0 | 0 | 0 | N/S | N/S |
| Fort Yukon | 0 | 0 | 0 | N/S | N/S |
| Galena | 0 | 0 | 0 | N/S | N/S |
| Haines | 0 | 0 | 0 | N/S | N/S |
| Healy | 0 | 0 | 0 | N/S | N/S |
| Hoonah | 0 | 0 | 0 | N/S | N/S |
| Kake | 0 | 0 | 0 | N/S | N/S |
| McGrath | 0 | 0 | 1 | N/S | N/S |
| Nenana | 0 | 0 | 0 | N/S | N/S |
| Sand Point | 0 | 1 | 1 | N/S | N/S |
| Skagway | 0 | 0 | 0 | N/S | N/S |
| St. Marys | 0 | 0 | 0 | N/S | N/S |
| St. Paul | 0 | 1 | 0 | N/S | N/S |
| Tanana | 0 | 0 | 0 | N/S | N/S |
| Unalakleet | 0 | 0 | 0 | N/S | N/S |
| Yakutat | 0 | 0 | 0 | N/S | N/S |
| Total | 0 | 2 | 8 | N/S | N/S |
| 1st District | 0 | 0 | 0 | N/S | N/S |
| 2nd District | 0 | 0 | 0 | N/S | N/S |
| 3rd District | 0 | 2 | 1 | N/S | N/S |
| 4th District | 0 | 0 | 7 | N/S | N/S |

N/S - Numbers 10 or less are not compared statistically

**Superior Court Activity
General Civil Filings by Case Type - Superior Court Trial Sites
FY 08**

| Court | Case Type | | | | | Total |
|---------------------------------------|---------------|----------------|------|---------------------|-------|-------|
| | Admin. Review | Debt/ Contract | Tort | Real Prop/ Eviction | Other | |
| Anchorage | 166 | 166 | 504 | 116 | 512 | 1,464 |
| Barrow | 2 | 0 | 3 | 1 | 10 | 16 |
| Bethel | 1 | 5 | 50 | 3 | 26 | 85 |
| Cordova | 0 | 0 | 1 | 0 | 1 | 2 |
| Craig | 0 | 0 | 0 | 1 | 3 | 4 |
| Delta Junction | 0 | 0 | 0 | 0 | 0 | 0 |
| Dillingham | 0 | 3 | 4 | 3 | 21 | 31 |
| Fairbanks | 31 | 18 | 80 | 39 | 133 | 301 |
| Glennallen | 0 | 0 | 0 | 0 | 9 | 9 |
| Homer | 4 | 4 | 2 | 3 | 24 | 37 |
| Juneau | 6 | 9 | 31 | 14 | 95 | 155 |
| Kenai | 13 | 6 | 44 | 9 | 67 | 139 |
| Ketchikan | 7 | 14 | 23 | 8 | 31 | 83 |
| Kodiak | 2 | 5 | 2 | 3 | 25 | 37 |
| Kotzebue | 1 | 0 | 3 | 4 | 11 | 19 |
| Naknek | 0 | 1 | 1 | 1 | 6 | 9 |
| Nome | 3 | 2 | 5 | 3 | 22 | 35 |
| Palmer | 25 | 20 | 71 | 35 | 91 | 242 |
| Petersburg | 1 | 0 | 1 | 2 | 7 | 11 |
| Seward | 0 | 0 | 1 | 1 | 2 | 4 |
| Sitka | 7 | 4 | 5 | 3 | 20 | 39 |
| Tok | 0 | 0 | 0 | 0 | 1 | 1 |
| Unalaska | 0 | 0 | 0 | 0 | 1 | 1 |
| Valdez | 5 | 1 | 3 | 0 | 2 | 11 |
| Wrangell | 1 | 0 | 0 | 0 | 7 | 8 |
| Sub-total | 275 | 258 | 834 | 249 | 1,127 | 2,743 |
| General Civil Cases from Other Courts | 0 | 0 | 0 | 0 | 8 | 8 |
| Total | 275 | 258 | 834 | 249 | 1,135 | 2,751 |
| % of Total | 10.0 | 9.4 | 30.3 | 9.0 | 41.3 | 100.0 |
| 1st District | 22 | 27 | 60 | 28 | 163 | 300 |
| 2nd District | 6 | 2 | 11 | 8 | 43 | 70 |
| 3rd District | 215 | 206 | 633 | 171 | 762 | 1,987 |
| 4th District | 32 | 23 | 130 | 42 | 167 | 394 |

**Superior Court Activity
General Civil Filings by Case Type - Other Courts
FY 08**

| Court | Case Type | | | | | Total |
|--------------|---------------|----------------|------|---------------------|-------|-------|
| | Admin. Review | Debt/ Contract | Tort | Real Prop/ Eviction | Other | |
| Angoon | 0 | 0 | 0 | 0 | 0 | 0 |
| Aniak | 0 | 0 | 0 | 0 | 3 | 3 |
| Chevak | 0 | 0 | 0 | 0 | 3 | 3 |
| Emmonak | 0 | 0 | 0 | 0 | 0 | 0 |
| Fort Yukon | 0 | 0 | 0 | 0 | 0 | 0 |
| Galena | 0 | 0 | 0 | 0 | 0 | 0 |
| Haines | 0 | 0 | 0 | 0 | 0 | 0 |
| Healy | 0 | 0 | 0 | 0 | 0 | 0 |
| Hoonah | 0 | 0 | 0 | 0 | 0 | 0 |
| Kake | 0 | 0 | 0 | 0 | 0 | 0 |
| McGrath | 0 | 0 | 0 | 0 | 1 | 1 |
| Nenana | 0 | 0 | 0 | 0 | 0 | 0 |
| Sand Point | 0 | 0 | 0 | 0 | 1 | 1 |
| Skagway | 0 | 0 | 0 | 0 | 0 | 0 |
| St. Marys | 0 | 0 | 0 | 0 | 0 | 0 |
| St. Paul | 0 | 0 | 0 | 0 | 0 | 0 |
| Tanana | 0 | 0 | 0 | 0 | 0 | 0 |
| Unalakleet | 0 | 0 | 0 | 0 | 0 | 0 |
| Yakutat | 0 | 0 | 0 | 0 | 0 | 0 |
| Total | 0 | 0 | 0 | 0 | 8 | 8 |
| % of Total | 0.0 | 0.0 | 0.0 | 0.0 | 100.0 | 100.0 |
| 1st District | 0 | 0 | 0 | 0 | 0 | 0 |
| 2nd District | 0 | 0 | 0 | 0 | 0 | 0 |
| 3rd District | 0 | 0 | 0 | 0 | 1 | 1 |
| 4th District | 0 | 0 | 0 | 0 | 7 | 7 |

**Superior Courts
General Civil Case Types
FY 08**

Administrative Review

Administrative Appeal
Appeal from District Court
Petition for Review

Debt / Contract

Debt - General
Other Contract

Tort

Personal Injury - Auto
Personal Injury - Other
Wrongful Death
Property Damage - Auto
Property Damage - Other
Medical Malpractice
Legal Malpractice
Other Malpractice

Eviction/Real Property

Foreclosure
Quiet Title
Condemnation
Forcible Entry and Detainer
Real Estate Matter

Other

| | |
|----------------------------------------|---------------------|
| Change of Name | Coroner |
| Election Contest or Recount Appeal | Order to Show Cause |
| Injunctive Relief | Contempt |
| Application for Post-Conviction Relief | Other |
| Habeas Corpus | |
| Registration of Foreign Judgment | |

Deliberately left blank

**Superior Court Activity
General Civil Case Dispositions - Superior Court Trial Sites
FY 06 - FY 08**

| Court | FY 06 | FY 07 | FY 08 | Change | |
|---------------------------------------|-------|-------|-------|----------------|----------------|
| | | | | FY 06 to FY 08 | FY 07 to FY 08 |
| Anchorage | 1,800 | 1,680 | 1,450 | -19% | -14% |
| Barrow | 31 | 29 | 21 | -32% | -28% |
| Bethel | 66 | 93 | 105 | 59% | 13% |
| Cordova | 0 | 1 | 2 | N/S | N/S |
| Craig | 0 | 0 | 4 | N/S | N/S |
| Delta Junction | 0 | 0 | 0 | N/S | N/S |
| Dillingham | 24 | 11 | 27 | 13% | 145% |
| Fairbanks | 346 | 328 | 327 | -5% | 0% |
| Glennallen | 0 | 5 | 8 | N/S | N/S |
| Homer | 0 | 29 | 26 | N/S | -10% |
| Juneau | 185 | 160 | 168 | -9% | 5% |
| Kenai | 160 | 183 | 120 | -25% | -34% |
| Ketchikan | 81 | 81 | 78 | -4% | -4% |
| Kodiak | 136 | 26 | 36 | -74% | 38% |
| Kotzebue | 51 | 40 | 38 | -25% | -5% |
| Naknek | 0 | 4 | 8 | N/S | N/S |
| Nome | 27 | 35 | 42 | 56% | 20% |
| Palmer | 218 | 270 | 237 | 9% | -12% |
| Petersburg | 10 | 11 | 8 | N/S | N/S |
| Seward | 0 | 5 | 2 | N/S | N/S |
| Sitka | 37 | 50 | 39 | 5% | -22% |
| Tok | 0 | 0 | 0 | N/S | N/S |
| Unalaska | 0 | 15 | 5 | N/S | N/S |
| Valdez | 14 | 16 | 15 | 7% | -6% |
| Wrangell | 12 | 9 | 12 | 0% | N/S |
| Sub-total | 3,198 | 3,081 | 2,778 | -13% | -10% |
| General Civil Cases from Other Courts | 0 | 2 | 2 | N/S | N/S |
| Total | 3,198 | 3,083 | 2,780 | -13% | -10% |
| 1st District | 325 | 311 | 309 | -5% | -1% |
| 2nd District | 109 | 104 | 101 | -7% | -3% |
| 3rd District | 2,352 | 2,247 | 1,937 | -18% | -14% |
| 4th District | 412 | 421 | 433 | 5% | 3% |

N/S - Numbers 10 or less are not compared statistically

**Superior Court Activity
General Civil Case Dispositions - Other Courts
FY 06 - FY 08**

| Court | FY 06 | FY 07 | FY 08 | Change | |
|--------------|-------|-------|-------|----------------|----------------|
| | | | | FY 06 to FY 08 | FY 07 to FY 08 |
| Angoon | 0 | 0 | 0 | N/S | N/S |
| Aniak | 0 | 0 | 0 | N/S | N/S |
| Chevak | 0 | 0 | 0 | N/S | N/S |
| Emmonak | 0 | 0 | 0 | N/S | N/S |
| Fort Yukon | 0 | 0 | 0 | N/S | N/S |
| Galena | 0 | 0 | 0 | N/S | N/S |
| Haines | 0 | 0 | 0 | N/S | N/S |
| Healy | 0 | 0 | 1 | N/S | N/S |
| Hoonah | 0 | 0 | 0 | N/S | N/S |
| Kake | 0 | 0 | 0 | N/S | N/S |
| McGrath | 0 | 0 | 0 | N/S | N/S |
| Nenana | 0 | 0 | 0 | N/S | N/S |
| Sand Point | 0 | 1 | 1 | N/S | N/S |
| Skagway | 0 | 0 | 0 | N/S | N/S |
| St. Marys | 0 | 0 | 0 | N/S | N/S |
| St. Paul | 0 | 1 | 0 | N/S | N/S |
| Tanana | 0 | 0 | 0 | N/S | N/S |
| Unalakleet | 0 | 0 | 0 | N/S | N/S |
| Yakutat | 0 | 0 | 0 | N/S | N/S |
| Total | 0 | 2 | 2 | N/S | N/S |
| 1st District | 0 | 0 | 0 | N/S | N/S |
| 2nd District | 0 | 0 | 0 | N/S | N/S |
| 3rd District | 0 | 2 | 1 | N/S | N/S |
| 4th District | 0 | 0 | 1 | N/S | N/S |

N/S - Numbers 10 or less are not compared statistically

**Superior Court Activity
General Civil Case Dispositions by Manner of Disposition -
Superior Court Trial Sites
FY 08**

| Court | Stage of Disposition | | | | | | Total |
|------------------------------------------|----------------------|---------------------|---------------------|----------------|---------------|-------|-------|
| | Dismiss / Settle | Default Judgment | Summary Judgment | Court Trial | Jury Trial | Other | |
| Anchorage | 873 | 51 | 132 | 9 | 8 | 377 | 1,450 |
| Barrow | 9 | 1 | 2 | 0 | 1 | 8 | 21 |
| Bethel | 42 | 9 | 2 | 0 | 0 | 52 | 105 |
| Cordova | 0 | 1 | 0 | 0 | 0 | 1 | 2 |
| Craig | 0 | 0 | 0 | 0 | 0 | 4 | 4 |
| Delta Junction | 0 | 0 | 0 | 0 | 0 | 0 | 0 |
| Dillingham | 12 | 7 | 0 | 0 | 1 | 7 | 27 |
| Fairbanks | 171 | 11 | 20 | 4 | 0 | 121 | 327 |
| Glennallen | 2 | 1 | 0 | 0 | 0 | 5 | 8 |
| Homer | 8 | 3 | 0 | 0 | 0 | 15 | 26 |
| Juneau | 62 | 14 | 4 | 4 | 1 | 83 | 168 |
| Kenai | 61 | 3 | 3 | 2 | 1 | 50 | 120 |
| Ketchikan | 35 | 8 | 2 | 0 | 3 | 30 | 78 |
| Kodiak | 10 | 6 | 1 | 1 | 0 | 18 | 36 |
| Kotzebue | 17 | 10 | 3 | 1 | 0 | 7 | 38 |
| Naknek | 3 | 4 | 0 | 0 | 0 | 1 | 8 |
| Nome | 14 | 3 | 3 | 0 | 0 | 22 | 42 |
| Palmer | 129 | 10 | 15 | 2 | 4 | 77 | 237 |
| Petersburg | 2 | 0 | 0 | 0 | 1 | 5 | 8 |
| Seward | 1 | 0 | 0 | 0 | 0 | 1 | 2 |
| Sitka | 15 | 2 | 0 | 0 | 1 | 21 | 39 |
| Tok | 0 | 0 | 0 | 0 | 0 | 0 | 0 |
| Unalaska | 2 | 0 | 0 | 0 | 0 | 3 | 5 |
| Valdez | 6 | 2 | 1 | 1 | 0 | 5 | 15 |
| Wrangell | 2 | 0 | 0 | 0 | 0 | 10 | 12 |
| Sub-total | 1,476 | 146 | 188 | 24 | 21 | 923 | 2,778 |
| General Civil Cases from Other Courts | 1 | 0 | 0 | 0 | 0 | 1 | 2 |
| Total | 1,477 | 146 | 188 | 24 | 21 | 924 | 2,780 |
| % of Total | 53.1 | 5.2 | 6.8 | 0.9 | 0.8 | 33.2 | 100.0 |
| 1st District | 116 | 24 | 6 | 4 | 6 | 153 | 309 |
| 2nd District | 40 | 14 | 8 | 1 | 1 | 37 | 101 |
| 3rd District | 1,107 | 88 | 152 | 15 | 14 | 561 | 1,937 |
| 4th District | 214 | 20 | 22 | 4 | 0 | 173 | 433 |

**Superior Court Activity
General Civil Case Dispositions by Manner of Disposition - Other Courts
FY 08**

| Court | Stage of Disposition | | | | | | Total |
|--------------|----------------------|---------------------|---------------------|----------------|---------------|-------|-------|
| | Dismiss / Settle | Default Judgment | Summary Judgment | Court Trial | Jury Trial | Other | |
| Angoon | 0 | 0 | 0 | 0 | 0 | 0 | 0 |
| Aniak | 0 | 0 | 0 | 0 | 0 | 0 | 0 |
| Chevak | 0 | 0 | 0 | 0 | 0 | 0 | 0 |
| Emmonak | 0 | 0 | 0 | 0 | 0 | 0 | 0 |
| Fort Yukon | 0 | 0 | 0 | 0 | 0 | 0 | 0 |
| Galena | 0 | 0 | 0 | 0 | 0 | 0 | 0 |
| Haines | 0 | 0 | 0 | 0 | 0 | 0 | 0 |
| Healy | 1 | 0 | 0 | 0 | 0 | 0 | 1 |
| Hoonah | 0 | 0 | 0 | 0 | 0 | 0 | 0 |
| Kake | 0 | 0 | 0 | 0 | 0 | 0 | 0 |
| McGrath | 0 | 0 | 0 | 0 | 0 | 0 | 0 |
| Nenana | 0 | 0 | 0 | 0 | 0 | 0 | 0 |
| Sand Point | 0 | 0 | 0 | 0 | 0 | 1 | 1 |
| Skagway | 0 | 0 | 0 | 0 | 0 | 0 | 0 |
| St. Marys | 0 | 0 | 0 | 0 | 0 | 0 | 0 |
| St. Paul | 0 | 0 | 0 | 0 | 0 | 0 | 0 |
| Tanana | 0 | 0 | 0 | 0 | 0 | 0 | 0 |
| Unalakleet | 0 | 0 | 0 | 0 | 0 | 0 | 0 |
| Yakutat | 0 | 0 | 0 | 0 | 0 | 0 | 0 |
| Total | 1 | 0 | 0 | 0 | 0 | 1 | 2 |
| % of Total | 50.0 | 0.0 | 0.0 | 0.0 | 0.0 | 50.0 | 100.0 |
| 1st District | 0 | 0 | 0 | 0 | 0 | 0 | 0 |
| 2nd District | 0 | 0 | 0 | 0 | 0 | 0 | 0 |
| 3rd District | 0 | 0 | 0 | 0 | 0 | 1 | 1 |
| 4th District | 1 | 0 | 0 | 0 | 0 | 0 | 1 |

**Superior Court Activity
CINA Case Filings - Superior Court Trial Sites
FY 06 - FY 08**

| Court | FY 06 | FY 07 | FY 08 | Change | |
|------------------------------|-------|-------|-------|----------------|----------------|
| | | | | FY 06 to FY 08 | FY 07 to FY 08 |
| Anchorage | 658 | 561 | 598 | -9% | 7% |
| Barrow | 24 | 23 | 16 | -33% | -30% |
| Bethel | 98 | 94 | 124 | 27% | 32% |
| Cordova | 0 | 1 | 3 | N/S | N/S |
| Craig | 4 | 1 | 10 | N/S | N/S |
| Delta Junction | 0 | 0 | 0 | N/S | N/S |
| Dillingham | 2 | 2 | 8 | N/S | N/S |
| Fairbanks | 190 | 200 | 172 | -9% | -14% |
| Glennallen | 8 | 11 | 5 | N/S | N/S |
| Homer | 0 | 0 | 12 | N/S | N/S |
| Juneau | 39 | 81 | 46 | 18% | -43% |
| Kenai | 106 | 109 | 69 | -35% | -37% |
| Ketchikan | 28 | 24 | 31 | 11% | 29% |
| Kodiak | 16 | 12 | 4 | N/S | N/S |
| Kotzebue | 46 | 43 | 52 | 13% | 21% |
| Naknek | 0 | 3 | 5 | N/S | N/S |
| Nome | 29 | 15 | 68 | 134% | 353% |
| Palmer | 109 | 151 | 142 | 30% | -6% |
| Petersburg | 2 | 1 | 0 | N/S | N/S |
| Seward | 0 | 0 | 0 | N/S | N/S |
| Sitka | 6 | 8 | 11 | N/S | N/S |
| Tok | 0 | 0 | 0 | N/S | N/S |
| Unalaska | 0 | 1 | 1 | N/S | N/S |
| Valdez | 8 | 3 | 4 | N/S | N/S |
| Wrangell | 0 | 0 | 0 | N/S | N/S |
| Sub-total | 1,373 | 1,344 | 1,381 | 1% | 3% |
| CINA Cases from Other Courts | 0 | 3 | 19 | N/S | N/S |
| Total | 1,373 | 1,347 | 1,400 | 2% | 4% |
| 1st District | 79 | 115 | 98 | 24% | -15% |
| 2nd District | 99 | 81 | 136 | 37% | 68% |
| 3rd District | 907 | 857 | 851 | -6% | -1% |
| 4th District | 288 | 294 | 315 | 9% | 7% |

N/S - Numbers 10 or less are not compared statistically

**Superior Court Activity
CINA Case Filings - Other Courts
FY 06 - FY 08**

| Court | FY 06 | FY 07 | FY 08 | Change | |
|--------------|-------|-------|-------|-------------------|-------------------|
| | | | | FY 06 to FY 08 | FY 07 to FY 08 |
| Angoon | 0 | 0 | 0 | N/S | N/S |
| Aniak | 0 | 0 | 0 | N/S | N/S |
| Chevak | 0 | 0 | 10 | N/S | N/S |
| Emmonak | 0 | 0 | 0 | N/S | N/S |
| Fort Yukon | 0 | 0 | 0 | N/S | N/S |
| Galena | 0 | 0 | 0 | N/S | N/S |
| Haines | 0 | 0 | 0 | N/S | N/S |
| Healy | 0 | 0 | 0 | N/S | N/S |
| Hoonah | 0 | 0 | 0 | N/S | N/S |
| Kake | 0 | 0 | 0 | N/S | N/S |
| McGrath | 0 | 0 | 0 | N/S | N/S |
| Nenana | 0 | 0 | 0 | N/S | N/S |
| Sand Point | 0 | 0 | 0 | N/S | N/S |
| Skagway | 0 | 0 | 0 | N/S | N/S |
| St. Marys | 0 | 0 | 9 | N/S | N/S |
| St. Paul | 0 | 3 | 0 | N/S | N/S |
| Tanana | 0 | 0 | 0 | N/S | N/S |
| Unalakleet | 0 | 0 | 0 | N/S | N/S |
| Yakutat | 0 | 0 | 0 | N/S | N/S |
| Total | 0 | 3 | 19 | N/S | N/S |
| 1st District | 0 | 0 | 0 | N/S | N/S |
| 2nd District | 0 | 0 | 0 | N/S | N/S |
| 3rd District | 0 | 3 | 0 | N/S | N/S |
| 4th District | 0 | 0 | 19 | N/S | N/S |

N/S - Numbers 10 or less are not compared statistically

**Superior Court Activity
Delinquency Case Filings - Superior Court Trial Sites
FY 06 - FY 08**

| Court | FY 06 | FY 07 | FY 08 | Change | |
|-------------------------------------|-------|-------|-------|----------------|----------------|
| | | | | FY 06 to FY 08 | FY 07 to FY 08 |
| Anchorage | 592 | 621 | 550 | -7% | -11% |
| Barrow | 36 | 46 | 40 | 11% | -13% |
| Bethel | 91 | 59 | 64 | -30% | 8% |
| Cordova | 3 | 6 | 5 | N/S | N/S |
| Craig | 16 | 23 | 18 | 13% | -22% |
| Delta Junction | 0 | 0 | 4 | N/S | N/S |
| Dillingham | 36 | 23 | 49 | 36% | 113% |
| Fairbanks | 182 | 146 | 122 | -33% | -16% |
| Glennallen | 4 | 10 | 2 | N/S | N/S |
| Homer | 11 | 13 | 11 | 0% | -15% |
| Juneau | 92 | 86 | 97 | 5% | 13% |
| Kenai | 74 | 86 | 77 | 4% | -10% |
| Ketchikan | 60 | 70 | 34 | -43% | -51% |
| Kodiak | 69 | 88 | 85 | 23% | -3% |
| Kotzebue | 56 | 43 | 32 | -43% | -26% |
| Naknek | 6 | 0 | 3 | N/S | N/S |
| Nome | 40 | 76 | 74 | 85% | -3% |
| Palmer | 134 | 109 | 108 | -19% | -1% |
| Petersburg | 10 | 19 | 8 | N/S | N/S |
| Seward | 0 | 0 | 0 | N/S | N/S |
| Sitka | 10 | 8 | 18 | N/S | N/S |
| Tok | 0 | 0 | 1 | N/S | N/S |
| Unalaska | 5 | 1 | 6 | N/S | N/S |
| Valdez | 11 | 20 | 14 | 27% | -30% |
| Wrangell | 5 | 7 | 16 | N/S | N/S |
| Sub-total | 1,543 | 1,560 | 1,438 | -7% | -8% |
| Delinquency Cases from Other Courts | 2 | 1 | 15 | N/S | N/S |
| Total | 1,545 | 1,561 | 1,453 | -6% | -7% |
| 1st District | 193 | 213 | 191 | -1% | -10% |
| 2nd District | 132 | 165 | 146 | 11% | -12% |
| 3rd District | 947 | 978 | 910 | -4% | -7% |
| 4th District | 273 | 205 | 206 | -25% | 0% |

N/S - Numbers 10 or less are not compared statistically

**Superior Court Activity
Delinquency Case Filings - Other Courts
FY 06 - FY 08**

| Court | FY 06 | FY 07 | FY 08 | Change | |
|--------------|-------|-------|-------|----------------|----------------|
| | | | | FY 06 to FY 08 | FY 07 to FY 08 |
| Angoon | 0 | 0 | 0 | N/S | N/S |
| Aniak | 0 | 0 | 0 | N/S | N/S |
| Chevak | 0 | 0 | 1 | N/S | N/S |
| Emmonak | 0 | 0 | 0 | N/S | N/S |
| Fort Yukon | 0 | 0 | 8 | N/S | N/S |
| Galena | 0 | 0 | 2 | N/S | N/S |
| Haines | 0 | 0 | 0 | N/S | N/S |
| Healy | 0 | 0 | 0 | N/S | N/S |
| Hoonah | 0 | 0 | 0 | N/S | N/S |
| Kake | 0 | 0 | 0 | N/S | N/S |
| McGrath | 0 | 0 | 0 | N/S | N/S |
| Nenana | 0 | 0 | 0 | N/S | N/S |
| Sand Point | 2 | 1 | 0 | N/S | N/S |
| Skagway | 0 | 0 | 0 | N/S | N/S |
| St. Marys | 0 | 0 | 4 | N/S | N/S |
| St. Paul | 0 | 0 | 0 | N/S | N/S |
| Tanana | 0 | 0 | 0 | N/S | N/S |
| Unalakleet | 0 | 0 | 0 | N/S | N/S |
| Yakutat | 0 | 0 | 0 | N/S | N/S |
| Total | 2 | 1 | 15 | N/S | N/S |
| 1st District | 0 | 0 | 0 | N/S | N/S |
| 2nd District | 0 | 0 | 0 | N/S | N/S |
| 3rd District | 2 | 1 | 0 | N/S | N/S |
| 4th District | 0 | 0 | 15 | N/S | N/S |

N/S - Numbers 10 or less are not compared statistically

**Superior Court Activity
CINA and Delinquency Filings by Case Type - Superior Court Trial Sites
FY 08**

| Court | Child in Need of Aid | Petitions to Terminate Parent Rights | Total | Delinquency | Petitions to Revoke Probation | Total |
|-------------------------------------------------|-------------------------------------|-----------------------------------------------------|--------------|--------------------|----------------------------------------------|--------------|
| Anchorage | 429 | 169 | 598 | 317 | 233 | 550 |
| Barrow | 10 | 6 | 16 | 24 | 16 | 40 |
| Bethel | 111 | 13 | 124 | 64 | 0 | 64 |
| Cordova | 3 | 0 | 3 | 5 | 0 | 5 |
| Craig | 10 | 0 | 10 | 18 | 0 | 18 |
| Delta Junction | 0 | 0 | 0 | 4 | 0 | 4 |
| Dillingham | 8 | 0 | 8 | 49 | 0 | 49 |
| Fairbanks | 115 | 57 | 172 | 67 | 55 | 122 |
| Glennallen | 1 | 4 | 5 | 1 | 1 | 2 |
| Homer | 12 | 0 | 12 | 11 | 0 | 11 |
| Juneau | 46 | 0 | 46 | 97 | 0 | 97 |
| Kenai | 48 | 21 | 69 | 77 | 0 | 77 |
| Ketchikan | 31 | 0 | 31 | 34 | 0 | 34 |
| Kodiak | 4 | 0 | 4 | 85 | 0 | 85 |
| Kotzebue | 39 | 13 | 52 | 21 | 11 | 32 |
| Naknek | 5 | 0 | 5 | 3 | 0 | 3 |
| Nome | 55 | 13 | 68 | 44 | 30 | 74 |
| Palmer | 101 | 41 | 142 | 93 | 15 | 108 |
| Petersburg | 0 | 0 | 0 | 8 | 0 | 8 |
| Seward | 0 | 0 | 0 | 0 | 0 | 0 |
| Sitka | 11 | 0 | 11 | 18 | 0 | 18 |
| Tok | 0 | 0 | 0 | 1 | 0 | 1 |
| Unalaska | 1 | 0 | 1 | 6 | 0 | 6 |
| Valdez | 4 | 0 | 4 | 10 | 4 | 14 |
| Wrangell | 0 | 0 | 0 | 16 | 0 | 16 |
| Sub-total | 1,044 | 337 | 1,381 | 1,073 | 365 | 1,438 |
| CINA and Delinquency Cases from Other Courts | 19 | 0 | 19 | 13 | 2 | 15 |
| Total | 1,063 | 337 | 1,400 | 1,086 | 367 | 1,453 |
| % of Total | 75.9 | 24.1 | 100.0 | 74.7 | 25.3 | 100.0 |
| 1st District | 98 | 0 | 98 | 191 | 0 | 191 |
| 2nd District | 104 | 32 | 136 | 89 | 57 | 146 |
| 3rd District | 616 | 235 | 851 | 657 | 253 | 910 |
| 4th District | 245 | 70 | 315 | 149 | 57 | 206 |

Shaded numbers: Any petitions to revoke probation are included in the delinquency filing number.

**Superior Court Activity
CINA and Delinquency Filings by Case Type - Other Courts
FY 08**

| Court | Child in Need of Aid | Petitions to Terminate Parent Rights | Total | Delinquency | Petitions to Revoke Probation | Total |
|-------------------|-------------------------------------|-----------------------------------------------------|--------------|--------------------|----------------------------------------------|--------------|
| Angoon | 0 | 0 | 0 | 0 | 0 | 0 |
| Aniak | 0 | 0 | 0 | 0 | 0 | 0 |
| Chevak | 10 | 0 | 10 | 1 | 0 | 1 |
| Emmonak | 0 | 0 | 0 | 0 | 0 | 0 |
| Fort Yukon | 0 | 0 | 0 | 6 | 2 | 8 |
| Galena | 0 | 0 | 0 | 2 | 0 | 2 |
| Haines | 0 | 0 | 0 | 0 | 0 | 0 |
| Healy | 0 | 0 | 0 | 0 | 0 | 0 |
| Hoonah | 0 | 0 | 0 | 0 | 0 | 0 |
| Kake | 0 | 0 | 0 | 0 | 0 | 0 |
| McGrath | 0 | 0 | 0 | 0 | 0 | 0 |
| Nenana | 0 | 0 | 0 | 0 | 0 | 0 |
| Sand Point | 0 | 0 | 0 | 0 | 0 | 0 |
| Skagway | 0 | 0 | 0 | 0 | 0 | 0 |
| St. Marys | 9 | 0 | 9 | 4 | 0 | 4 |
| St. Paul | 0 | 0 | 0 | 0 | 0 | 0 |
| Tanana | 0 | 0 | 0 | 0 | 0 | 0 |
| Unalakleet | 0 | 0 | 0 | 0 | 0 | 0 |
| Yakutat | 0 | 0 | 0 | 0 | 0 | 0 |
| Total | 19 | 0 | 19 | 13 | 2 | 15 |
| % of Total | 100.0 | 0.0 | 100.0 | 86.7 | 13.3 | 100.0 |
| 1st District | 0 | 0 | 0 | 0 | 0 | 0 |
| 2nd District | 0 | 0 | 0 | 0 | 0 | 0 |
| 3rd District | 0 | 0 | 0 | 0 | 0 | 0 |
| 4th District | 19 | 0 | 19 | 13 | 2 | 15 |

District Court Activity
Total Case Filings - Superior Court Trial Sites
FY 06 - FY 08

| Court | FY 06 | FY 07 | FY 08 | Change | |
|----------------------------------------|---------|---------|---------|----------------|----------------|
| | | | | FY 06 to FY 08 | FY 07 to FY 08 |
| Anchorage | 53,105 | 49,916 | 55,052 | 4% | 10% |
| Barrow | 884 | 1,068 | 1,047 | 18% | -2% |
| Bethel | 2,429 | 2,242 | 2,026 | -17% | -10% |
| Cordova | 406 | 291 | 292 | -28% | 0% |
| Craig | 697 | 711 | 726 | 4% | 2% |
| Delta Junction | 1,401 | 1,250 | 1,526 | 9% | 22% |
| Dillingham | 940 | 927 | 842 | -10% | -9% |
| Fairbanks | 15,423 | 15,953 | 15,692 | 2% | -2% |
| Glennallen | 2,287 | 1,949 | 1,378 | -40% | -29% |
| Homer | 1,657 | 1,724 | 1,682 | 2% | -2% |
| Juneau | 5,144 | 4,519 | 4,522 | -12% | 0% |
| Kenai | 8,782 | 10,245 | 9,269 | 6% | -10% |
| Ketchikan | 3,140 | 3,442 | 2,732 | -13% | -21% |
| Kodiak | 2,899 | 2,773 | 2,273 | -22% | -18% |
| Kotzebue | 1,004 | 1,164 | 1,284 | 28% | 10% |
| Naknek | 448 | 326 | 376 | -16% | 15% |
| Nome | 1,183 | 1,415 | 1,514 | 28% | 7% |
| Palmer | 20,864 | 19,859 | 20,944 | 0% | 5% |
| Petersburg | 323 | 309 | 314 | -3% | 2% |
| Seward | 1,889 | 2,834 | 3,126 | 65% | 10% |
| Sitka | 1,335 | 1,384 | 1,309 | -2% | -5% |
| Tok | 1,027 | 969 | 772 | -25% | -20% |
| Unalaska | 476 | 536 | 628 | 32% | 17% |
| Valdez | 841 | 600 | 548 | -35% | -9% |
| Wrangell | 254 | 209 | 184 | -28% | -12% |
| Sub-total | 128,838 | 126,615 | 130,058 | 1% | 3% |
| District Court Cases from Other Courts | 6,645 | 6,117 | 5,344 | -20% | -13% |
| Total | 135,483 | 132,732 | 135,402 | 0% | 2% |
| 1st District | 11,649 | 11,525 | 10,702 | -8% | -7% |
| 2nd District | 3,416 | 3,780 | 4,084 | 20% | 8% |
| 3rd District | 94,745 | 92,152 | 96,629 | 2% | 5% |
| 4th District | 25,673 | 25,275 | 23,987 | -7% | -5% |

FY06 filings totals were adjusted from the numbers published in last year's annual report due to an adjustment in the number of civil cases reported for the Palmer court.

**District Court Activity
Total Case Filings - Other Courts
FY 06 - FY 08**

| Court | FY 06 | FY 07 | FY 08 | Change | |
|--------------|--------------|--------------|--------------|-------------------|-------------------|
| | | | | FY 06 to FY 08 | FY 07 to FY 08 |
| Angoon | 48 | 54 | 80 | 67% | 48% |
| Aniak | 267 | 143 | 194 | -27% | 36% |
| Chevak | 248 | 321 | 341 | 38% | 6% |
| Emmonak | 196 | 252 | 464 | 137% | 84% |
| Fort Yukon | 162 | 49 | 110 | -32% | 124% |
| Galena | 298 | 151 | 203 | -32% | 34% |
| Haines | 233 | 428 | 375 | 61% | -12% |
| Healy | 3,056 | 2,858 | 1,572 | -49% | -45% |
| Hoonah | 201 | 203 | 146 | -27% | -28% |
| Kake | 52 | 57 | 39 | -25% | -32% |
| McGrath | 64 | 35 | 45 | -30% | 29% |
| Nenana | 868 | 841 | 766 | -12% | -9% |
| Sand Point | 119 | 127 | 154 | 29% | 21% |
| Skagway | 66 | 50 | 147 | 123% | 194% |
| St. Marys | 221 | 201 | 256 | 16% | 27% |
| St. Paul | 32 | 45 | 65 | 103% | 44% |
| Tanana | 13 | 10 | 20 | 54% | N/S |
| Unalakleet | 345 | 133 | 239 | -31% | 80% |
| Yakutat | 156 | 159 | 128 | -18% | -19% |
| Total | 6,645 | 6,117 | 5,344 | -20% | -13% |
| 1st District | 756 | 951 | 915 | 21% | -4% |
| 2nd District | 345 | 133 | 239 | -31% | 80% |
| 3rd District | 151 | 172 | 219 | 45% | 27% |
| 4th District | 5,393 | 4,861 | 3,971 | -26% | -18% |

N/S - Numbers 10 or less are not compared statistically

**District Court Activity
Total Case Dispositions - Superior Court Trial Sites
FY 06 - FY 08**

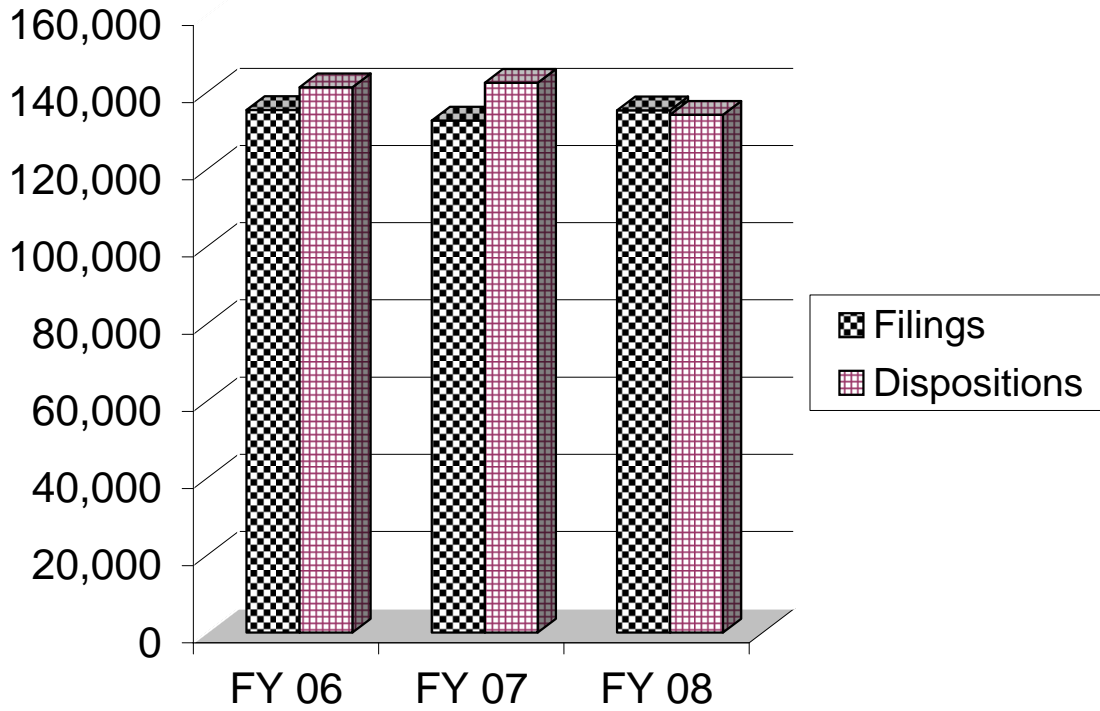
| Court | FY 06 | FY 07 | FY 08 | Change | |
|----------------------------------------|---------|---------|---------|----------------|----------------|
| | | | | FY 06 to FY 08 | FY 07 to FY 08 |
| Anchorage | 58,012 | 52,122 | 52,992 | -9% | 2% |
| Barrow | 870 | 1,051 | 1,077 | 24% | 2% |
| Bethel | 2,491 | 2,192 | 2,061 | -17% | -6% |
| Cordova | 429 | 314 | 301 | -30% | -4% |
| Craig | 713 | 794 | 743 | 4% | -6% |
| Delta Junction | 1,378 | 1,332 | 1,519 | 10% | 14% |
| Dillingham | 947 | 726 | 805 | -15% | 11% |
| Fairbanks | 15,701 | 16,312 | 15,494 | -1% | -5% |
| Glennallen | 2,276 | 1,999 | 1,362 | -40% | -32% |
| Homer | 1,619 | 1,684 | 1,561 | -4% | -7% |
| Juneau | 5,744 | 10,694 | 4,691 | -18% | -56% |
| Kenai | 8,872 | 10,149 | 9,208 | 4% | -9% |
| Ketchikan | 3,144 | 3,372 | 2,819 | -10% | -16% |
| Kodiak | 2,851 | 2,604 | 2,212 | -22% | -15% |
| Kotzebue | 1,080 | 1,092 | 1,223 | 13% | 12% |
| Naknek | 377 | 319 | 335 | -11% | 5% |
| Nome | 1,161 | 1,359 | 1,399 | 20% | 3% |
| Palmer | 20,944 | 21,516 | 21,766 | 4% | 1% |
| Petersburg | 348 | 339 | 375 | 8% | 11% |
| Seward | 1,879 | 2,801 | 2,882 | 53% | 3% |
| Sitka | 1,309 | 1,378 | 1,306 | 0% | -5% |
| Tok | 943 | 965 | 862 | -9% | -11% |
| Unalaska | 450 | 531 | 554 | 23% | 4% |
| Valdez | 810 | 634 | 532 | -34% | -16% |
| Wrangell | 272 | 218 | 173 | -36% | -21% |
| Sub-total | 134,620 | 136,497 | 128,252 | -5% | -6% |
| District Court Cases from Other Courts | 6,726 | 6,028 | 5,992 | -11% | -1% |
| Total | 141,346 | 142,525 | 134,244 | -5% | -6% |
| 1st District | 12,182 | 17,654 | 11,010 | -10% | -38% |
| 2nd District | 3,398 | 3,669 | 3,948 | 16% | 8% |
| 3rd District | 99,621 | 95,578 | 94,701 | -5% | -1% |
| 4th District | 26,145 | 25,624 | 24,585 | -6% | -4% |

**District Court Activity
Totals Case Dispositions - Other Courts
FY 06 - FY 08**

| Court | FY 06 | FY 07 | FY 08 | Change | |
|--------------|--------------|--------------|--------------|-------------------|-------------------|
| | | | | FY 06 to FY 08 | FY 07 to FY 08 |
| Angoon | 35 | 48 | 60 | 71% | 25% |
| Aniak | 245 | 167 | 179 | -27% | 7% |
| Chevak | 246 | 319 | 337 | 37% | 6% |
| Emmonak | 196 | 221 | 453 | 131% | 105% |
| Fort Yukon | 122 | 77 | 109 | -11% | 42% |
| Galena | 264 | 168 | 186 | -30% | 11% |
| Haines | 163 | 345 | 337 | 107% | -2% |
| Healy | 3,682 | 2,877 | 1,782 | -52% | -38% |
| Hoonah | 189 | 203 | 179 | -5% | -12% |
| Kake | 38 | 58 | 56 | 47% | -3% |
| McGrath | 57 | 47 | 54 | -5% | 15% |
| Nenana | 539 | 776 | 1,262 | 134% | 63% |
| Sand Point | 116 | 137 | 132 | 14% | -4% |
| Skagway | 79 | 41 | 138 | 75% | 237% |
| St. Marys | 268 | 164 | 260 | -3% | 59% |
| St. Paul | 39 | 42 | 59 | 51% | 40% |
| Tanana | 13 | 7 | 27 | 108% | N/S |
| Unalakleet | 287 | 167 | 249 | -13% | 49% |
| Yakutat | 148 | 164 | 133 | -10% | -19% |
| Total | 6,726 | 6,028 | 5,992 | -11% | -1% |
| 1st District | 652 | 859 | 903 | 38% | 5% |
| 2nd District | 287 | 167 | 249 | -13% | 49% |
| 3rd District | 155 | 179 | 191 | 23% | 7% |
| 4th District | 5,632 | 4,823 | 4,649 | -17% | -4% |

N/S - Numbers 10 or less are not compared statistically

**District Court Activity
Filing and Disposition Trends
FY 06 - FY 08**



| <u>Category</u> | <u>FY 06</u> | <u>FY 07</u> | <u>FY 08</u> |
|-----------------|--------------|--------------|--------------|
| Filings | 135,483 | 132,732 | 135,402 |
| Dispositions | 141,346 | 142,525 | 134,244 |

Deliberately left blank

**District Court Activity
Clearance Rates - Superior Court Trial Sites
FY 07 & FY 08**

| Court | Non-Minor Off Filings | Change From FY 07 | Minor Offense Filings | Change From FY 07 | Total Filings | Change From FY 07 | Clearance Rates | |
|----------------------------------------|-----------------------|-------------------|-----------------------|-------------------|---------------|-------------------|-----------------|-------|
| | | | | | | | FY 07 | FY 08 |
| Anchorage | 26,489 | 6% | 28,563 | 14% | 55,052 | 10% | 104% | 96% |
| Barrow | 768 | 12% | 279 | -27% | 1,047 | -2% | 98% | 103% |
| Bethel | 1,549 | -19% | 477 | 48% | 2,026 | -10% | 98% | 102% |
| Cordova | 176 | 9% | 116 | -11% | 292 | 0% | 108% | 103% |
| Craig | 472 | 14% | 254 | -14% | 726 | 2% | 112% | 102% |
| Delta Junction | 229 | 61% | 1,297 | 17% | 1,526 | 22% | 107% | 100% |
| Dillingham | 668 | -9% | 174 | -8% | 842 | -9% | 78% | 96% |
| Fairbanks | 7,403 | 9% | 8,289 | -10% | 15,692 | -2% | 102% | 99% |
| Glennallen | 252 | 5% | 1,126 | -34% | 1,378 | -29% | 103% | 99% |
| Homer | 772 | -5% | 910 | 0% | 1,682 | -2% | 98% | 93% |
| Juneau | 2,825 | 5% | 1,697 | -7% | 4,522 | 0% | 237% | 104% |
| Kenai | 3,301 | -2% | 5,968 | -13% | 9,269 | -10% | 99% | 99% |
| Ketchikan | 1,754 | -2% | 978 | -41% | 2,732 | -21% | 98% | 103% |
| Kodiak | 960 | -7% | 1,313 | -25% | 2,273 | -18% | 94% | 97% |
| Kotzebue | 1,048 | 7% | 236 | 30% | 1,284 | 10% | 94% | 95% |
| Naknek | 304 | 8% | 72 | 64% | 376 | 15% | 98% | 89% |
| Nome | 1,135 | -1% | 379 | 43% | 1,514 | 7% | 96% | 92% |
| Palmer | 5,460 | 13% | 15,484 | 3% | 20,944 | 5% | 108% | 104% |
| Petersburg | 232 | 0% | 82 | 5% | 314 | 2% | 110% | 119% |
| Seward | 533 | -2% | 2,593 | 13% | 3,126 | 10% | 99% | 92% |
| Sitka | 768 | -11% | 541 | 5% | 1,309 | -5% | 100% | 100% |
| Tok | 173 | -16% | 599 | -21% | 772 | -20% | 100% | 112% |
| Unalaska | 374 | 17% | 254 | 17% | 628 | 17% | 99% | 88% |
| Valdez | 325 | 23% | 223 | -34% | 548 | -9% | 106% | 97% |
| Wrangell | 146 | -18% | 38 | 19% | 184 | -12% | 104% | 94% |
| Sub-total | 58,116 | 5% | 71,942 | 1% | 130,058 | 3% | 108% | 99% |
| District Court Cases from Other Courts | 2,335 | 16% | 3,009 | -27% | 5,344 | -13% | 99% | 112% |
| Total | 60,451 | 5% | 74,951 | 0% | 135,402 | 2% | 107% | 99% |
| 1st District | 6,648 | 0% | 4,054 | -16% | 10,702 | -7% | 153% | 103% |
| 2nd District | 3,042 | 5% | 1,042 | 17% | 4,084 | 8% | 97% | 97% |
| 3rd District | 39,811 | 6% | 56,818 | 4% | 96,629 | 5% | 104% | 98% |
| 4th District | 10,950 | 6% | 13,037 | -13% | 23,987 | -5% | 101% | 102% |

Clearance rate measures whether a court is keeping up with its incoming caseload. Courts aspire to clear (i.e., dispose of) at least as many cases as have been filed in a period by having a clearance rate of 100 percent or higher.

**District Court Activity
Clearance Rates - Other Courts
FY 07 & FY 08**

| Court | Non-Minor Off Filings | Change From FY 07 | Minor Offense Filings | Change From FY 07 | Total Filings | Change From FY 07 | Clearance Rates | |
|--------------|-----------------------|-------------------|-----------------------|-------------------|---------------|-------------------|-----------------|-------------|
| | | | | | | | FY 07 | FY 08 |
| Angoon | 45 | -6% | 35 | N/S | 80 | 48% | 89% | 75% |
| Aniak | 174 | 37% | 20 | 25% | 194 | 36% | 117% | 92% |
| Chevak | 341 | 7% | 0 | N/S | 341 | 6% | 99% | 99% |
| Emmonak | 237 | 16% | 227 | 373% | 464 | 84% | 88% | 98% |
| Fort Yukon | 106 | 121% | 4 | N/S | 110 | 124% | 157% | 99% |
| Galena | 190 | 40% | 13 | -13% | 203 | 34% | 111% | 92% |
| Haines | 166 | -16% | 209 | -9% | 375 | -12% | 81% | 90% |
| Healy | 139 | -3% | 1,433 | -47% | 1,572 | -45% | 101% | 113% |
| Hoonah | 92 | -11% | 54 | -46% | 146 | -28% | 100% | 123% |
| Kake | 33 | -35% | 6 | N/S | 39 | -32% | 102% | 144% |
| McGrath | 33 | -6% | 12 | N/S | 45 | 29% | 134% | 120% |
| Nenana | 110 | 1% | 656 | -10% | 766 | -9% | 92% | 165% |
| Sand Point | 136 | 31% | 18 | -22% | 154 | 21% | 108% | 86% |
| Skagway | 43 | 26% | 104 | 550% | 147 | 194% | 82% | 94% |
| St. Marys | 246 | 61% | 10 | N/S | 256 | 27% | 82% | 102% |
| St. Paul | 61 | 45% | 4 | N/S | 65 | 44% | 93% | 91% |
| Tanana | 20 | N/S | 0 | N/S | 20 | N/S | N/S | 135% |
| Unalakleet | 91 | 25% | 148 | 147% | 239 | 80% | 126% | 104% |
| Yakutat | 72 | -6% | 56 | -32% | 128 | -19% | 103% | 104% |
| Total | 2,335 | 16% | 3,009 | -27% | 5,344 | -13% | 99% | 112% |
| 1st District | 451 | -12% | 464 | 5% | 915 | -4% | 90% | 99% |
| 2nd District | 91 | 25% | 148 | 147% | 239 | 80% | 126% | 104% |
| 3rd District | 197 | 35% | 22 | -15% | 219 | 27% | 104% | 87% |
| 4th District | 1,596 | 24% | 2,375 | -34% | 3,971 | -18% | 99% | 117% |

Clearance rate measures whether a court is keeping up with its incoming caseload. Courts aspire to clear (i.e., dispose of) at least as many cases as have been filed in a period by having a clearance rate of 100 percent or higher.

Numbers 10 or less not statistically compared

**District Court Activity
Filings by Case Type - Superior Court Trial Sites
FY 08**

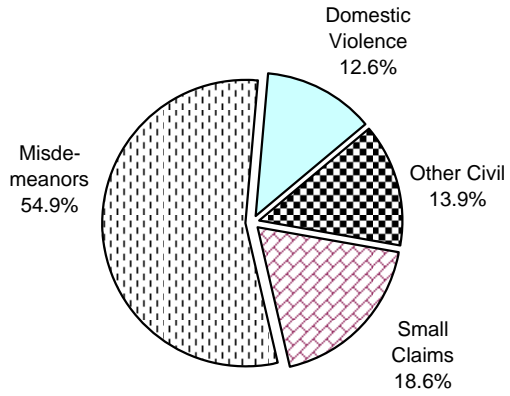
| Court | Misde-meanor | Minor Offense | Civil | | | Total |
|----------------------------------------|--------------|---------------|--------------|-------------------|-------------|---------|
| | | | Small Claims | Domestic Violence | Other Civil | |
| Anchorage | 11,751 | 28,563 | 6,020 | 3,903 | 4,815 | 55,052 |
| Barrow | 576 | 279 | 56 | 106 | 30 | 1,047 |
| Bethel | 1,133 | 477 | 154 | 147 | 115 | 2,026 |
| Cordova | 130 | 116 | 28 | 11 | 7 | 292 |
| Craig | 345 | 254 | 49 | 53 | 25 | 726 |
| Delta Junction | 159 | 1,297 | 37 | 16 | 17 | 1,526 |
| Dillingham | 519 | 174 | 60 | 55 | 34 | 842 |
| Fairbanks | 3,892 | 8,289 | 1,596 | 836 | 1,079 | 15,692 |
| Glennallen | 165 | 1,126 | 46 | 14 | 27 | 1,378 |
| Homer | 457 | 910 | 87 | 138 | 90 | 1,682 |
| Juneau | 1,447 | 1,697 | 811 | 287 | 280 | 4,522 |
| Kenai | 2,129 | 5,968 | 456 | 347 | 369 | 9,269 |
| Ketchikan | 1,030 | 978 | 252 | 283 | 189 | 2,732 |
| Kodiak | 620 | 1,313 | 131 | 101 | 108 | 2,273 |
| Kotzebue | 815 | 236 | 70 | 134 | 29 | 1,284 |
| Naknek | 243 | 72 | 39 | 7 | 15 | 376 |
| Nome | 840 | 379 | 126 | 117 | 52 | 1,514 |
| Palmer | 3,159 | 15,484 | 759 | 671 | 871 | 20,944 |
| Petersburg | 154 | 82 | 31 | 24 | 23 | 314 |
| Seward | 427 | 2,593 | 30 | 39 | 37 | 3,126 |
| Sitka | 545 | 541 | 98 | 67 | 58 | 1,309 |
| Tok | 122 | 599 | 28 | 17 | 6 | 772 |
| Unalaska | 318 | 254 | 21 | 3 | 32 | 628 |
| Valdez | 226 | 223 | 48 | 17 | 34 | 548 |
| Wrangell | 98 | 38 | 16 | 17 | 15 | 184 |
| Sub-total | 31,300 | 71,942 | 11,049 | 7,410 | 8,357 | 130,058 |
| District Court Cases from Other Courts | 1,814 | 3,009 | 220 | 224 | 77 | 5,344 |
| Statewide Total | 33,114 | 74,951 | 11,269 | 7,634 | 8,434 | 135,402 |
| % of Total | 24.5 | 55.4 | 8.3 | 5.6 | 6.2 | 100.0 |
| 1st District | 3,917 | 4,054 | 1,325 | 780 | 626 | 10,702 |
| 2nd District | 2,314 | 1,042 | 254 | 361 | 113 | 4,084 |
| 3rd District | 20,323 | 56,818 | 7,725 | 5,313 | 6,450 | 96,629 |
| 4th District | 6,560 | 13,037 | 1,965 | 1,180 | 1,245 | 23,987 |

**District Court Activity
Filings by Case Type - Other Courts
FY 08**

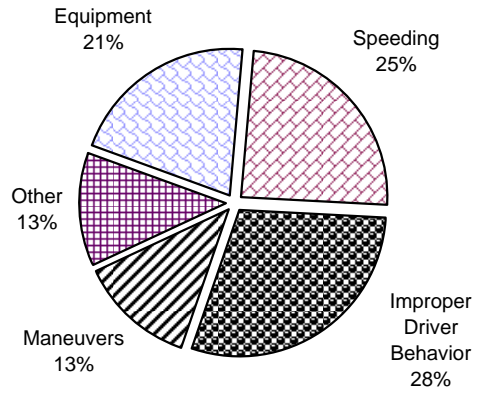
| Court | Misde- meanor | Minor Offense | Civil | | | Total |
|--------------|------------------|------------------|-----------------|----------------------|----------------|-------|
| | | | Small Claims | Domestic Violence | Other Civil | |
| Angoon | 43 | 35 | 0 | 2 | 0 | 80 |
| Aniak | 109 | 20 | 34 | 25 | 6 | 194 |
| Chevak | 315 | 0 | 9 | 17 | 0 | 341 |
| Emmonak | 176 | 227 | 14 | 46 | 1 | 464 |
| Fort Yukon | 83 | 4 | 11 | 11 | 1 | 110 |
| Galena | 162 | 13 | 17 | 10 | 1 | 203 |
| Haines | 93 | 209 | 28 | 33 | 12 | 375 |
| Healy | 118 | 1,433 | 12 | 5 | 4 | 1,572 |
| Hoonah | 69 | 54 | 8 | 6 | 9 | 146 |
| Kake | 18 | 6 | 7 | 2 | 6 | 39 |
| McGrath | 24 | 12 | 5 | 3 | 1 | 45 |
| Nenana | 69 | 656 | 25 | 7 | 9 | 766 |
| Sand Point | 129 | 18 | 0 | 0 | 7 | 154 |
| Skagway | 21 | 104 | 14 | 4 | 4 | 147 |
| St. Marys | 178 | 10 | 23 | 40 | 5 | 256 |
| St. Paul | 50 | 4 | 0 | 7 | 4 | 65 |
| Tanana | 20 | 0 | 0 | 0 | 0 | 20 |
| Unalakleet | 83 | 148 | 2 | 4 | 2 | 239 |
| Yakutat | 54 | 56 | 11 | 2 | 5 | 128 |
| Total | 1,814 | 3,009 | 220 | 224 | 77 | 5,344 |
| % of Total | 33.9 | 56.3 | 4.1 | 4.3 | 1.4 | 100.0 |
| 1st District | 298 | 464 | 68 | 49 | 36 | 915 |
| 2nd District | 83 | 148 | 2 | 4 | 2 | 239 |
| 3rd District | 179 | 22 | 0 | 7 | 11 | 219 |
| 4th District | 1,254 | 2,375 | 150 | 164 | 28 | 3,971 |

District Court Activity Composition of Case Filings FY 08

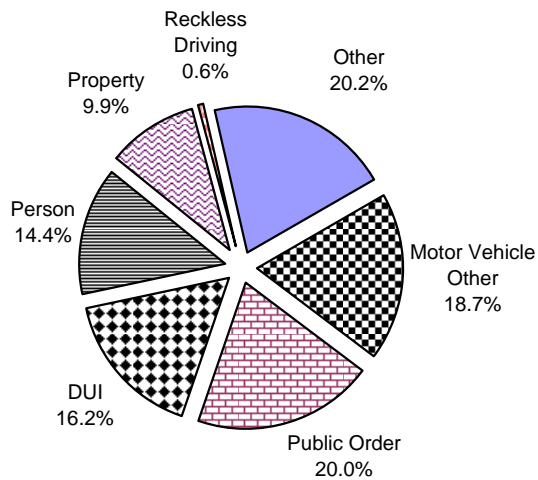
Non-Minor Offense Filings



Minor Offense Filings

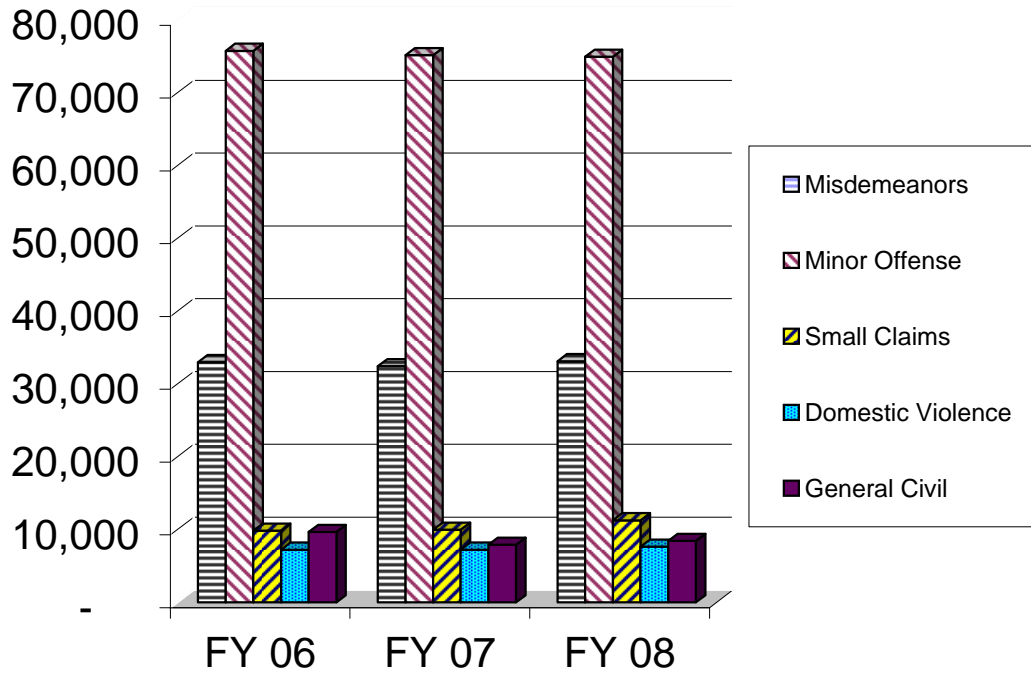


Misdemeanor Filings



This chart analyzes the composition of cases filed in district court during FY08. Misdemeanor cases represent approximately 54.9% of the non-traffic district court caseload. Approximately 35.5% of all misdemeanor cases involve driving while intoxicated or another criminal traffic violation (for example, driving with suspended license).

**District Court Activity
Filing Trends by Case Type
FY 06 - FY 08**



| <u>Filing Type</u> | <u>FY 06</u> | <u>FY 07</u> | <u>FY 08</u> | <u>FY 06 to FY 08 Change</u> | <u>FY 07 to FY 08 Change</u> |
|--------------------|----------------|----------------|----------------|--------------------------------------|--------------------------------------|
| Misdemeanors | 32,992 | 32,439 | 33,114 | 0% | 2% |
| Minor Offense | 75,765 | 75,178 | 74,951 | -1% | 0% |
| Small Claims | 9,839 | 9,966 | 11,269 | 15% | 13% |
| Domestic Violence | 7,223 | 7,233 | 7,634 | 6% | 6% |
| General Civil | 9,664 | 7,916 | 8,434 | -13% | 7% |
| Total | 135,483 | 132,732 | 135,402 | 0% | 2% |

**District Court Activity
Dispositions by Case Type - Superior Court Trial Sites
FY 08**

| Court | Misde- meanor | Minor Offense | Civil | | | Total |
|-------------------------------------------|------------------|------------------|-----------------|----------------------|----------------|---------|
| | | | Small Claims | Domestic Violence | Other Civil | |
| Anchorage | 11,840 | 27,349 | 5,396 | 3,755 | 4,652 | 52,992 |
| Barrow | 608 | 299 | 41 | 108 | 21 | 1,077 |
| Bethel | 1,199 | 463 | 144 | 137 | 118 | 2,061 |
| Cordova | 130 | 135 | 19 | 11 | 6 | 301 |
| Craig | 337 | 276 | 43 | 55 | 32 | 743 |
| Delta Junction | 167 | 1,291 | 33 | 14 | 14 | 1,519 |
| Dillingham | 543 | 122 | 46 | 53 | 41 | 805 |
| Fairbanks | 3,846 | 8,448 | 1,388 | 817 | 995 | 15,494 |
| Glennallen | 161 | 1,123 | 37 | 15 | 26 | 1,362 |
| Homer | 426 | 889 | 62 | 128 | 56 | 1,561 |
| Juneau | 1,398 | 1,910 | 854 | 287 | 242 | 4,691 |
| Kenai | 2,152 | 6,022 | 349 | 350 | 335 | 9,208 |
| Ketchikan | 1,059 | 1,039 | 275 | 280 | 166 | 2,819 |
| Kodiak | 606 | 1,308 | 134 | 91 | 73 | 2,212 |
| Kotzebue | 794 | 215 | 47 | 133 | 34 | 1,223 |
| Naknek | 237 | 53 | 23 | 7 | 15 | 335 |
| Nome | 818 | 295 | 137 | 116 | 33 | 1,399 |
| Palmer | 2,729 | 16,665 | 895 | 647 | 830 | 21,766 |
| Petersburg | 202 | 100 | 30 | 25 | 18 | 375 |
| Seward | 406 | 2,381 | 28 | 39 | 28 | 2,882 |
| Sitka | 512 | 566 | 108 | 68 | 52 | 1,306 |
| Tok | 159 | 658 | 21 | 18 | 6 | 862 |
| Unalaska | 303 | 211 | 17 | 3 | 20 | 554 |
| Valdez | 207 | 238 | 42 | 20 | 25 | 532 |
| Wrangell | 102 | 27 | 15 | 18 | 11 | 173 |
| Sub-total | 30,941 | 72,083 | 10,184 | 7,195 | 7,849 | 128,252 |
| District Court Cases from Other Courts | 1,845 | 3,646 | 229 | 201 | 71 | 5,992 |
| Statewide Total | 32,786 | 75,729 | 10,413 | 7,396 | 7,920 | 134,244 |
| % of Total | 24.4 | 56.4 | 7.8 | 5.5 | 5.9 | 100.0 |
| 1st District | 3,928 | 4,370 | 1,388 | 768 | 556 | 11,010 |
| 2nd District | 2,298 | 948 | 252 | 361 | 89 | 3,948 |
| 3rd District | 19,892 | 56,514 | 7,051 | 5,130 | 6,114 | 94,701 |
| 4th District | 6,668 | 13,897 | 1,722 | 1,137 | 1,161 | 24,585 |

**District Court Activity
Dispositions by Case Type - Other Courts
FY 08**

| Court | Misde- meanor | Minor Offense | Civil | | | Total |
|-----------------|------------------|------------------|-----------------|----------------------|------------------|-------|
| | | | Small Claims | Domestic Violence | General Civil | |
| Angoon | 26 | 28 | 4 | 1 | 1 | 60 |
| Aniak | 114 | 17 | 18 | 23 | 7 | 179 |
| Chevak | 327 | 0 | 0 | 9 | 1 | 337 |
| Emmonak | 179 | 219 | 16 | 39 | 0 | 453 |
| Fort Yukon | 68 | 25 | 5 | 11 | 0 | 109 |
| Galena | 142 | 15 | 15 | 11 | 3 | 186 |
| Haines | 92 | 195 | 22 | 20 | 8 | 337 |
| Healy | 135 | 1,621 | 17 | 5 | 4 | 1,782 |
| Hoonah | 87 | 61 | 14 | 7 | 10 | 179 |
| Kake | 32 | 11 | 5 | 2 | 6 | 56 |
| McGrath | 27 | 17 | 4 | 3 | 3 | 54 |
| Nenana | 108 | 1,105 | 33 | 7 | 9 | 1,262 |
| Sand Point | 107 | 14 | 2 | 4 | 5 | 132 |
| Skagway | 28 | 92 | 12 | 3 | 3 | 138 |
| St. Marys | 176 | 18 | 23 | 42 | 1 | 260 |
| St. Paul | 45 | 4 | 1 | 7 | 2 | 59 |
| Tanana | 21 | 0 | 5 | 1 | 0 | 27 |
| Unalakleet | 78 | 139 | 27 | 4 | 1 | 249 |
| Yakutat | 53 | 65 | 6 | 2 | 7 | 133 |
| Statewide Total | 1,845 | 3,646 | 229 | 201 | 71 | 5,992 |
| % of Total | 30.8 | 60.8 | 3.8 | 3.4 | 1.2 | 100.0 |
| 1st District | 318 | 452 | 63 | 35 | 35 | 903 |
| 2nd District | 78 | 139 | 27 | 4 | 1 | 249 |
| 3rd District | 152 | 18 | 3 | 11 | 7 | 191 |
| 4th District | 1,297 | 3,037 | 136 | 151 | 28 | 4,649 |

**District Court Activity
Non-Minor Offense Case Filings - Superior Court Trial Sites
FY 06 - FY 08**

| Court | FY 06 | FY 07 | FY 08 | Change | |
|-------------------------------------------|--------|--------|--------|----------------|----------------|
| | | | | FY 06 to FY 08 | FY 07 to FY 08 |
| Anchorage | 26,547 | 24,905 | 26,489 | 0% | 6% |
| Barrow | 684 | 684 | 768 | 12% | 12% |
| Bethel | 1,927 | 1,920 | 1,549 | -20% | -19% |
| Cordova | 156 | 161 | 176 | 13% | 9% |
| Craig | 383 | 414 | 472 | 23% | 14% |
| Delta Junction | 198 | 142 | 229 | 16% | 61% |
| Dillingham | 689 | 737 | 668 | -3% | -9% |
| Fairbanks | 7,263 | 6,769 | 7,403 | 2% | 9% |
| Glennallen | 286 | 241 | 252 | -12% | 5% |
| Homer* | 708 | 816 | 772 | 9% | -5% |
| Juneau | 2,833 | 2,686 | 2,825 | 0% | 5% |
| Kenai | 3,182 | 3,378 | 3,301 | 4% | -2% |
| Ketchikan | 1,746 | 1,791 | 1,754 | 0% | -2% |
| Kodiak | 1,155 | 1,028 | 960 | -17% | -7% |
| Kotzebue | 808 | 983 | 1,048 | 30% | 7% |
| Naknek | 378 | 282 | 304 | -20% | 8% |
| Nome | 961 | 1,150 | 1,135 | 18% | -1% |
| Palmer | 5,180 | 4,842 | 5,460 | 5% | 13% |
| Petersburg | 227 | 231 | 232 | 2% | 0% |
| Seward | 456 | 545 | 533 | 17% | -2% |
| Sitka | 652 | 867 | 768 | 18% | -11% |
| Tok | 261 | 207 | 173 | -34% | -16% |
| Unalaska | 319 | 319 | 374 | 17% | 17% |
| Valdez | 369 | 264 | 325 | -12% | 23% |
| Wrangell | 188 | 177 | 146 | -22% | -18% |
| Sub-total | 57,556 | 55,539 | 58,116 | 1% | 5% |
| Non-Minor Offense Cases from Other Courts | 2,162 | 2,015 | 2,335 | 8% | 16% |
| Total | 59,718 | 57,554 | 60,451 | 1% | 5% |
| 1st District | 6,503 | 6,677 | 6,648 | 2% | 0% |
| 2nd District | 2,566 | 2,890 | 3,042 | 19% | 5% |
| 3rd District | 39,531 | 37,664 | 39,811 | 1% | 6% |
| 4th District | 11,118 | 10,323 | 10,950 | -2% | 6% |

FY06 filings totals were adjusted from the numbers published in last year's annual report due to an adjustment in the number of civil cases reported for the Palmer court.

District Court Activity
Non-Minor Offense Case Filings - Other Courts
FY 06 - FY 08

| Court | FY 06 | FY 07 | FY 08 | Change | |
|--------------|--------------|--------------|--------------|----------------|----------------|
| | | | | FY 06 to FY 08 | FY 07 to FY 08 |
| Angoon | 48 | 48 | 45 | -6% | -6% |
| Aniak | 145 | 127 | 174 | 20% | 37% |
| Chevak | 248 | 319 | 341 | 38% | 7% |
| Emmonak | 183 | 204 | 237 | 30% | 16% |
| Fort Yukon | 104 | 48 | 106 | 2% | 121% |
| Galena | 225 | 136 | 190 | -16% | 40% |
| Haines | 138 | 198 | 166 | 20% | -16% |
| Healy | 209 | 144 | 139 | -33% | -3% |
| Hoonah | 97 | 103 | 92 | -5% | -11% |
| Kake | 42 | 51 | 33 | -21% | -35% |
| McGrath | 31 | 35 | 33 | 6% | -6% |
| Nenana | 125 | 109 | 110 | -12% | 1% |
| Sand Point | 84 | 104 | 136 | 62% | 31% |
| Skagway | 41 | 34 | 43 | 5% | 26% |
| St. Marys | 186 | 153 | 246 | 32% | 61% |
| St. Paul | 22 | 42 | 61 | 177% | 45% |
| Tanana | 13 | 10 | 20 | 54% | N/S |
| Unalakleet | 113 | 73 | 91 | -19% | 25% |
| Yakutat | 108 | 77 | 72 | -33% | -6% |
| Total | 2,162 | 2,015 | 2,335 | 8% | 16% |
| 1st District | 474 | 511 | 451 | -5% | -12% |
| 2nd District | 113 | 73 | 91 | -19% | 25% |
| 3rd District | 106 | 146 | 197 | 86% | 35% |
| 4th District | 1,469 | 1,285 | 1,596 | 9% | 24% |

N/S - Numbers 10 or less are not compared statistically

**District Court Activity
Non-Minor Offense Case Dispositions - Superior Court Trial Sites
FY 06 - FY 08**

| Court | FY 06 | FY 07 | FY 08 | Change | |
|-------------------------------------------|--------|--------|--------|----------------|----------------|
| | | | | FY 06 to FY 08 | FY 07 to FY 08 |
| Anchorage | 25,698 | 27,351 | 25,643 | 0% | -6% |
| Barrow | 679 | 702 | 778 | 15% | 11% |
| Bethel | 2,066 | 1,798 | 1,598 | -23% | -11% |
| Cordova | 147 | 171 | 166 | 13% | -3% |
| Craig | 425 | 410 | 467 | 10% | 14% |
| Delta Junction | 213 | 131 | 228 | 7% | 74% |
| Dillingham | 695 | 595 | 683 | -2% | 15% |
| Fairbanks | 7,185 | 7,011 | 7,046 | -2% | 0% |
| Glennallen | 305 | 256 | 239 | -22% | -7% |
| Homer | 729 | 784 | 672 | -8% | -14% |
| Juneau | 2,926 | 2,597 | 2,781 | -5% | 7% |
| Kenai | 3,495 | 3,364 | 3,186 | -9% | -5% |
| Ketchikan | 1,747 | 1,710 | 1,780 | 2% | 4% |
| Kodiak | 1,150 | 968 | 904 | -21% | -7% |
| Kotzebue | 833 | 904 | 1,008 | 21% | 12% |
| Naknek | 318 | 298 | 282 | -11% | -5% |
| Nome | 956 | 1,075 | 1,104 | 15% | 3% |
| Palmer | 5,006 | 4,947 | 5,101 | 2% | 3% |
| Petersburg | 252 | 225 | 275 | 9% | 22% |
| Seward | 498 | 542 | 501 | 1% | -8% |
| Sitka | 662 | 816 | 740 | 12% | -9% |
| Tok | 231 | 211 | 204 | -12% | -3% |
| Unalaska | 304 | 300 | 343 | 13% | 14% |
| Valdez | 355 | 297 | 294 | -17% | -1% |
| Wrangell | 205 | 172 | 146 | -29% | -15% |
| Sub-total | 57,080 | 57,635 | 56,169 | -2% | -3% |
| Non-Minor Offense Cases from Other Courts | 2,052 | 1,971 | 2,346 | 14% | 19% |
| Total | 59,132 | 59,606 | 58,515 | -1% | -2% |
| 1st District | 6,621 | 6,420 | 6,640 | 0% | 3% |
| 2nd District | 2,562 | 2,745 | 3,000 | 17% | 9% |
| 3rd District | 38,813 | 40,007 | 38,187 | -2% | -5% |
| 4th District | 11,136 | 10,434 | 10,688 | -4% | 2% |

**District Court Activity
Non-Minor Offense Case Dispositions - Other Courts
FY 06 - FY 08**

| Court | FY 06 | FY 07 | FY 08 | Change | |
|--------------|-------|-------|-------|-------------------|-------------------|
| | | | | FY 06 to FY 08 | FY 07 to FY 08 |
| Angoon | 35 | 45 | 32 | -9% | -29% |
| Aniak | 151 | 116 | 162 | 7% | 40% |
| Chevak | 244 | 317 | 337 | 38% | 6% |
| Emmonak | 183 | 193 | 234 | 28% | 21% |
| Fort Yukon | 88 | 77 | 84 | -5% | 9% |
| Galena | 208 | 150 | 171 | -18% | 14% |
| Haines | 91 | 181 | 142 | 56% | -22% |
| Healy | 208 | 153 | 161 | -23% | 5% |
| Hoonah | 96 | 105 | 118 | 23% | 12% |
| Kake | 34 | 54 | 45 | 32% | -17% |
| McGrath | 28 | 32 | 37 | 32% | 16% |
| Nenana | 98 | 111 | 157 | 60% | 41% |
| Sand Point | 87 | 94 | 118 | 36% | 26% |
| Skagway | 49 | 27 | 46 | -6% | 70% |
| St. Marys | 220 | 127 | 242 | 10% | 91% |
| St. Paul | 26 | 40 | 55 | 112% | 38% |
| Tanana | 13 | 7 | 27 | 108% | N/S |
| Unalakleet | 94 | 64 | 110 | 17% | 72% |
| Yakutat | 99 | 78 | 68 | -31% | -13% |
| Total | 2,052 | 1,971 | 2,346 | 14% | 19% |
| 1st District | 404 | 490 | 451 | 12% | -8% |
| 2nd District | 94 | 64 | 110 | 17% | 72% |
| 3rd District | 113 | 134 | 173 | 53% | 29% |
| 4th District | 1,441 | 1,283 | 1,612 | 12% | 26% |

N/S - Numbers 10 or less are not compared statistically

**District Court Activity
Misdemeanor Case Filings- Superior Court Trial Sites
FY 06 - FY 08**

| Court | FY 06 | FY 07 | FY 08 | Change | |
|-------------------------------------|--------|--------|--------|----------------|----------------|
| | | | | FY 06 to FY 08 | FY 07 to FY 08 |
| Anchorage | 11,112 | 11,111 | 11,751 | 6% | 6% |
| Barrow | 492 | 530 | 576 | 17% | 9% |
| Bethel | 1,585 | 1,555 | 1,133 | -29% | -27% |
| Cordova | 98 | 118 | 130 | 33% | 10% |
| Craig | 286 | 288 | 345 | 21% | 20% |
| Delta Junction | 153 | 93 | 159 | 4% | 71% |
| Dillingham | 583 | 600 | 519 | -11% | -13% |
| Fairbanks | 4,199 | 3,737 | 3,892 | -7% | 4% |
| Glennallen | 225 | 184 | 165 | -27% | -10% |
| Homer | 438 | 535 | 457 | 4% | -15% |
| Juneau | 1,500 | 1,288 | 1,447 | -4% | 12% |
| Kenai | 2,008 | 2,310 | 2,129 | 6% | -8% |
| Ketchikan | 1,131 | 1,105 | 1,030 | -9% | -7% |
| Kodiak | 832 | 669 | 620 | -25% | -7% |
| Kotzebue | 668 | 799 | 815 | 22% | 2% |
| Naknek | 335 | 225 | 243 | -27% | 8% |
| Nome | 730 | 872 | 840 | 15% | -4% |
| Palmer | 2,967 | 2,839 | 3,159 | 6% | 11% |
| Petersburg | 155 | 146 | 154 | -1% | 5% |
| Seward | 345 | 440 | 427 | 24% | -3% |
| Sitka | 481 | 597 | 545 | 13% | -9% |
| Tok | 200 | 162 | 122 | -39% | -25% |
| Unalaska | 275 | 265 | 318 | 16% | 20% |
| Valdez | 267 | 177 | 226 | -15% | 28% |
| Wrangell | 142 | 143 | 98 | -31% | -31% |
| Sub-total | 31,207 | 30,788 | 31,300 | 0% | 2% |
| Misdemeanor Cases from Other Courts | 1,785 | 1,651 | 1,814 | 2% | 10% |
| Total | 32,992 | 32,439 | 33,114 | 0% | 2% |
| 1st District | 4,041 | 3,950 | 3,917 | -3% | -1% |
| 2nd District | 1,979 | 2,235 | 2,314 | 17% | 4% |
| 3rd District | 19,577 | 19,602 | 20,323 | 4% | 4% |
| 4th District | 7,395 | 6,652 | 6,560 | -11% | -1% |

**District Court Activity
Misdemeanor Case Filings - Other Courts
FY 06 - FY 08**

| Court | FY 06 | FY 07 | FY 08 | Change | |
|--------------|-------|-------|-------|-------------------|-------------------|
| | | | | FY 06 to FY 08 | FY 07 to FY 08 |
| Angoon | 45 | 33 | 43 | -4% | 30% |
| Aniak | 115 | 92 | 109 | -5% | 18% |
| Chevak | 214 | 306 | 315 | 47% | 3% |
| Emmonak | 152 | 165 | 176 | 16% | 7% |
| Fort Yukon | 92 | 31 | 83 | -10% | 168% |
| Galena | 196 | 120 | 162 | -17% | 35% |
| Haines | 84 | 143 | 93 | 11% | -35% |
| Healy | 183 | 126 | 118 | -36% | -6% |
| Hoonah | 82 | 85 | 69 | -16% | -19% |
| Kake | 31 | 48 | 18 | -42% | -62% |
| McGrath | 25 | 31 | 24 | -4% | -23% |
| Nenana | 108 | 99 | 69 | -36% | -30% |
| Sand Point | 77 | 92 | 129 | 68% | 40% |
| Skagway | 31 | 25 | 21 | -32% | -16% |
| St. Marys | 161 | 127 | 178 | 11% | 40% |
| St. Paul | 15 | 37 | 50 | 233% | 35% |
| Tanana | 12 | 8 | 20 | 67% | N/S |
| Unalakleet | 89 | 34 | 83 | -7% | 144% |
| Yakutat | 73 | 49 | 54 | -26% | 10% |
| Total | 1,785 | 1,651 | 1,814 | 2% | 10% |
| 1st District | 346 | 383 | 298 | -14% | -22% |
| 2nd District | 89 | 34 | 83 | -7% | 144% |
| 3rd District | 92 | 129 | 179 | 95% | 39% |
| 4th District | 1,258 | 1,105 | 1,254 | 0% | 13% |

N/S - Numbers 10 or less are not compared statistically

**District Court Activity
Misdemeanor Filings by Case Type - Superior Court Trial Sites
FY 08**

| Court | Case Type | | | | | | | | | | | Total |
|-------------------------|-----------|----------|-------|--------|--------------|-------|------------------|---------------|--------------------|-------------|-------|--------|
| | Person | Property | Drugs | Weapon | Public Order | DUI | Reckless Driving | Mtr Veh Other | Prot Ord Violation | Fish & Game | Other | |
| Anchorage | 1,871 | 1,526 | 191 | 61 | 2,119 | 2,055 | 72 | 2,549 | 247 | 11 | 1,049 | 11,751 |
| Barrow | 127 | 26 | 14 | 5 | 215 | 40 | 1 | 34 | 16 | 8 | 90 | 576 |
| Bethel | 266 | 111 | 25 | 10 | 390 | 83 | 1 | 45 | 0 | 3 | 199 | 1,133 |
| Cordova | 11 | 4 | 1 | 0 | 32 | 32 | 0 | 12 | 2 | 17 | 19 | 130 |
| Craig | 54 | 34 | 6 | 5 | 62 | 35 | 1 | 35 | 0 | 16 | 97 | 345 |
| Delta Junction | 11 | 2 | 3 | 0 | 15 | 30 | 2 | 41 | 2 | 38 | 15 | 159 |
| Dillingham | 89 | 37 | 9 | 2 | 181 | 34 | 0 | 21 | 0 | 48 | 98 | 519 |
| Fairbanks | 435 | 391 | 128 | 24 | 710 | 901 | 17 | 725 | 37 | 30 | 494 | 3,892 |
| Glennallen | 20 | 9 | 5 | 0 | 40 | 22 | 1 | 28 | 1 | 17 | 22 | 165 |
| Homer | 66 | 19 | 13 | 0 | 75 | 110 | 1 | 122 | 0 | 2 | 49 | 457 |
| Juneau | 247 | 193 | 33 | 5 | 414 | 257 | 7 | 61 | 8 | 16 | 206 | 1,447 |
| Kenai | 222 | 154 | 48 | 4 | 297 | 344 | 5 | 676 | 0 | 68 | 311 | 2,129 |
| Ketchikan | 107 | 84 | 26 | 2 | 244 | 131 | 0 | 198 | 0 | 18 | 220 | 1,030 |
| Kodiak | 81 | 50 | 18 | 3 | 176 | 68 | 3 | 112 | 0 | 9 | 100 | 620 |
| Kotzebue | 194 | 85 | 13 | 3 | 325 | 43 | 1 | 38 | 3 | 5 | 105 | 815 |
| Naknek | 34 | 16 | 6 | 31 | 15 | 1 | 11 | 0 | 0 | 104 | 25 | 243 |
| Nome | 251 | 49 | 25 | 5 | 287 | 60 | 2 | 28 | 14 | 7 | 112 | 840 |
| Palmer | 241 | 220 | 76 | 17 | 477 | 756 | 52 | 1,064 | 29 | 55 | 172 | 3,159 |
| Petersburg | 33 | 18 | 2 | 0 | 27 | 17 | 0 | 21 | 0 | 12 | 24 | 154 |
| Seward | 34 | 36 | 27 | 3 | 79 | 88 | 0 | 90 | 0 | 14 | 56 | 427 |
| Sitka | 66 | 37 | 11 | 3 | 90 | 80 | 0 | 82 | 0 | 12 | 164 | 545 |
| Tok | 18 | 6 | 2 | 1 | 31 | 7 | 2 | 25 | 0 | 9 | 21 | 122 |
| Unalaska | 69 | 45 | 7 | 2 | 56 | 48 | 1 | 23 | 0 | 19 | 48 | 318 |
| Valdez | 23 | 23 | 1 | 2 | 50 | 43 | 5 | 40 | 1 | 11 | 27 | 226 |
| Wrangell | 18 | 6 | 1 | 0 | 30 | 12 | 0 | 10 | 0 | 6 | 15 | 98 |
| Sub-total | 4,588 | 3,181 | 691 | 188 | 6,437 | 5,297 | 185 | 6,080 | 360 | 555 | 3,738 | 31,300 |
| Cases from Other Courts | 173 | 87 | 13 | 10 | 175 | 70 | 8 | 126 | 5 | 44 | 1,103 | 1,814 |
| Total | 4,761 | 3,268 | 704 | 198 | 6,612 | 5,367 | 193 | 6,206 | 365 | 599 | 4,841 | 33,114 |
| % of Total | 14.4 | 9.9 | 2.1 | 0.6 | 20.0 | 16.2 | 0.6 | 18.7 | 1.1 | 1.8 | 14.6 | 100.0 |
| 1st District | 541 | 377 | 80 | 17 | 872 | 544 | 8 | 427 | 8 | 87 | 956 | 3,917 |
| 2nd District | 587 | 162 | 52 | 13 | 868 | 150 | 4 | 102 | 33 | 24 | 319 | 2,314 |
| 3rd District | 2,802 | 2,159 | 402 | 125 | 3,649 | 3,627 | 152 | 4,769 | 280 | 377 | 1,981 | 20,323 |
| 4th District | 831 | 570 | 170 | 43 | 1,223 | 1,046 | 29 | 908 | 44 | 111 | 1,585 | 6,560 |

**District Court Activity
Misdemeanor Filings by Case Type - Other Courts
FY 08**

| Court | Case Type | | | | | | | | | | | Total | |
|--------------|-----------|----------|-------|--------|--------------|-----|------------------|---------------|--------------------|-------------|-------|-------|-------|
| | Person | Property | Drugs | Weapon | Public Order | DUI | Reckless Driving | Mtr Veh Other | Prot Ord Violation | Fish & Game | Other | | |
| Angoon | 0 | 0 | 0 | 0 | 0 | 0 | 0 | 0 | 0 | 0 | 0 | 43 | 43 |
| Aniak | 0 | 0 | 0 | 0 | 0 | 0 | 0 | 0 | 0 | 0 | 0 | 109 | 109 |
| Chevak | 0 | 0 | 0 | 0 | 0 | 0 | 0 | 0 | 0 | 0 | 0 | 315 | 315 |
| Emmonak | 0 | 0 | 0 | 0 | 0 | 0 | 0 | 0 | 0 | 0 | 0 | 176 | 176 |
| Fort Yukon | 31 | 8 | 0 | 3 | 19 | 2 | 3 | 0 | 4 | 1 | 12 | 83 | 83 |
| Galena | 38 | 30 | 5 | 3 | 31 | 3 | 3 | 10 | 1 | 12 | 26 | 162 | 162 |
| Haines | 16 | 5 | 1 | 2 | 5 | 12 | 0 | 20 | 0 | 7 | 25 | 93 | 93 |
| Healy | 10 | 15 | 4 | 0 | 13 | 12 | 1 | 40 | 0 | 15 | 8 | 118 | 118 |
| Hoonah | 0 | 0 | 0 | 0 | 0 | 0 | 0 | 0 | 0 | 0 | 0 | 69 | 69 |
| Kake | 0 | 0 | 0 | 0 | 0 | 0 | 0 | 0 | 0 | 0 | 0 | 18 | 18 |
| McGrath | 0 | 0 | 0 | 0 | 0 | 0 | 0 | 0 | 0 | 0 | 0 | 24 | 24 |
| Nenana | 15 | 4 | 1 | 2 | 9 | 8 | 0 | 21 | 0 | 3 | 6 | 69 | 69 |
| Sand Point | 19 | 9 | 0 | 0 | 46 | 21 | 1 | 28 | 0 | 2 | 3 | 129 | 129 |
| Skagway | 0 | 0 | 0 | 0 | 0 | 0 | 0 | 0 | 0 | 0 | 0 | 21 | 21 |
| St. Marys | 0 | 0 | 0 | 0 | 0 | 0 | 0 | 0 | 0 | 0 | 0 | 178 | 178 |
| St. Paul | 22 | 11 | 0 | 0 | 6 | 5 | 0 | 4 | 0 | 0 | 2 | 50 | 50 |
| Tanana | 7 | 3 | 2 | 0 | 5 | 0 | 0 | 1 | 0 | 0 | 2 | 20 | 20 |
| Unalakleet | 15 | 2 | 0 | 0 | 41 | 7 | 0 | 2 | 0 | 4 | 12 | 83 | 83 |
| Yakutat | 0 | 0 | 0 | 0 | 0 | 0 | 0 | 0 | 0 | 0 | 0 | 54 | 54 |
| Total | 173 | 87 | 13 | 10 | 175 | 70 | 8 | 126 | 5 | 44 | 1,103 | 1,814 | 1,814 |
| % of Total | 9.5 | 4.8 | 0.7 | 0.6 | 9.6 | 3.9 | 0.4 | 6.9 | 0.3 | 2.5 | 60.8 | 100.0 | 100.0 |
| 1st District | 16 | 5 | 1 | 2 | 5 | 12 | 0 | 20 | 0 | 7 | 230 | 298 | 298 |
| 2nd District | 15 | 2 | 0 | 0 | 41 | 7 | 0 | 2 | 0 | 4 | 12 | 83 | 83 |
| 3rd District | 41 | 20 | 0 | 0 | 52 | 26 | 1 | 32 | 0 | 2 | 5 | 179 | 179 |
| 4th District | 101 | 60 | 12 | 8 | 77 | 25 | 7 | 72 | 5 | 31 | 856 | 1,254 | 1,254 |

**District Court Activity
Misdemeanor Case Types
FY 08**

| | |
|--------------------------------------------------------------------------------------------------------------------------------------------------------------------------------------------------------------------------------------------------------------------------------------------|--------------------------------------------------------------------------------------------------------------------------------------------------------------------------------------------------------------------------------------------------------------------------------------------------------------------------------------------|
| <p>Person</p> <ul style="list-style-type: none"> Homicide Assault Reckless Endangerment Kidnapping Custodial Interference Human Trafficking Sex Offenses Robbery Extortion Coercion | <p>Public Order</p> <ul style="list-style-type: none"> Riot Disorderly Conduct Harassment Indecent Viewing or Photography Possess or Distribute Child Pornography Cruelty to Animals Recruiting Gang Members Gambling Alcohol Licensing Laws |
| <p>Property</p> <ul style="list-style-type: none"> Theft Burglary Criminal Trespass Vehicle Theft Arson Criminal Mischief Business and Commercial Offenses | <p>Motor Vehicle DUI</p> <p>Motor Vehicle Reckless Driving</p> <p>Motor Vehicle Other</p> <p>Protection Order Violation</p> <p>Fish and Game</p> |
| <p>Drugs</p> <ul style="list-style-type: none"> Misconduct Involving a Controlled Substance Manufacture, Delivery or Possession of Imitation Controlled Substance | <p>Other</p> <ul style="list-style-type: none"> Offenses against Public Administration Offenses against Family and Vulnerable Adults All other offenses, including cases in which a charging document was never filed |
| <p>Weapons</p> <ul style="list-style-type: none"> Misconduct Involving Weapons Criminal Possession of Explosives Unlawful Furnishing of Explosives | |

Criminal cases typically contain multiple charges. The Alaska Court System categorizes cases for reporting purposes based on the most serious charge.

In FY07 the Alaska Court System changed the way it categorizes criminal cases for annual reporting. The categories now conform to the National Center for State Courts' national model for caseload statistical reporting. This change is intended to make Alaska's statistics easier to compile, understand, and compare to those of other jurisdictions.

Deliberately left blank

**District Court Activity
Misdemeanor Case Dispositions - Superior Court Trial Sites
FY 06 - FY 08**

| Court | FY 06 | FY 07 | FY 08 | Change | |
|-------------------------------------|--------|--------|--------|----------------|----------------|
| | | | | FY 06 to FY 08 | FY 07 to FY 08 |
| Anchorage | 10,736 | 10,811 | 11,840 | 10% | 10% |
| Barrow | 501 | 550 | 608 | 21% | 11% |
| Bethel | 1,774 | 1,509 | 1,199 | -32% | -21% |
| Cordova | 90 | 107 | 130 | 44% | 21% |
| Craig | 296 | 280 | 337 | 14% | 20% |
| Delta Junction | 153 | 87 | 167 | 9% | 92% |
| Dillingham | 596 | 509 | 543 | -9% | 7% |
| Fairbanks | 4,059 | 3,903 | 3,846 | -5% | -1% |
| Glennallen | 219 | 198 | 161 | -26% | -19% |
| Homer | 452 | 532 | 426 | -6% | -20% |
| Juneau | 1,576 | 1,298 | 1,398 | -11% | 8% |
| Kenai | 2,130 | 2,367 | 2,152 | 1% | -9% |
| Ketchikan | 1,111 | 1,050 | 1,059 | -5% | 1% |
| Kodiak | 845 | 666 | 606 | -28% | -9% |
| Kotzebue | 683 | 735 | 794 | 16% | 8% |
| Naknek | 269 | 257 | 237 | -12% | -8% |
| Nome | 733 | 846 | 818 | 12% | -3% |
| Palmer | 2,929 | 2,786 | 2,729 | -7% | -2% |
| Petersburg | 160 | 141 | 202 | 26% | 43% |
| Seward | 383 | 429 | 406 | 6% | -5% |
| Sitka | 486 | 568 | 512 | 5% | -10% |
| Tok | 169 | 167 | 159 | -6% | -5% |
| Unalaska | 262 | 247 | 303 | 16% | 23% |
| Valdez | 260 | 191 | 207 | -20% | 8% |
| Wrangell | 146 | 135 | 102 | -30% | -24% |
| Sub-total | 31,018 | 30,369 | 30,941 | 0% | 2% |
| Misdemeanor Cases from Other Courts | 1,726 | 1,635 | 1,845 | 7% | 13% |
| Total | 32,744 | 32,004 | 32,786 | 0% | 2% |
| 1st District | 4,085 | 3,847 | 3,928 | -4% | 2% |
| 2nd District | 2,005 | 2,164 | 2,298 | 15% | 6% |
| 3rd District | 19,265 | 19,220 | 19,892 | 3% | 3% |
| 4th District | 7,389 | 6,773 | 6,668 | -10% | -2% |

**District Court Activity
Misdemeanor Case Dispositions - Other Courts
FY 06 - FY 08**

| Court | FY 06 | FY 07 | FY 08 | Change | |
|--------------|--------------|--------------|--------------|----------------|----------------|
| | | | | FY 06 to FY 08 | FY 07 to FY 08 |
| Angoon | 33 | 34 | 26 | -21% | -24% |
| Aniak | 113 | 78 | 114 | 1% | 46% |
| Chevak | 212 | 302 | 327 | 54% | 8% |
| Emmonak | 149 | 157 | 179 | 20% | 14% |
| Fort Yukon | 81 | 60 | 68 | -16% | 13% |
| Galena | 180 | 138 | 142 | -21% | 3% |
| Haines | 58 | 131 | 92 | 59% | -30% |
| Healy | 181 | 146 | 135 | -25% | -8% |
| Hoonah | 85 | 90 | 87 | 2% | -3% |
| Kake | 30 | 49 | 32 | 7% | -35% |
| McGrath | 22 | 26 | 27 | 23% | 4% |
| Nenana | 90 | 85 | 108 | 20% | 27% |
| Sand Point | 77 | 86 | 107 | 39% | 24% |
| Skagway | 36 | 22 | 28 | -22% | 27% |
| St. Marys | 193 | 108 | 176 | -9% | 63% |
| St. Paul | 17 | 34 | 45 | 165% | 32% |
| Tanana | 13 | 7 | 21 | 62% | N/S |
| Unalakleet | 88 | 33 | 78 | -11% | 136% |
| Yakutat | 68 | 49 | 53 | -22% | 8% |
| Total | 1,726 | 1,635 | 1,845 | 7% | 13% |
| 1st District | 310 | 375 | 318 | 3% | -15% |
| 2nd District | 88 | 33 | 78 | -11% | 136% |
| 3rd District | 94 | 120 | 152 | 62% | 27% |
| 4th District | 1,234 | 1,107 | 1,297 | 5% | 17% |

N/S - Numbers 10 or less are not compared statistically

**District Court Activity
Misdemeanor Case Dispositions by Manner of Disposition -
Superior Court Trial Sites
FY 08**

| Court | Stage of Disposition | | | | | | | | | Total |
|-------------------------|-------------------------|-------------|-------------------------------|-------------|-------|--------------|------------|-------------|------------|--------|
| | At / Before Arraignment | | Between Arraignment and Trial | | | Court Trials | | Jury Trials | | |
| | Dismiss | Pled Guilty | Dismiss | Pled Guilty | Other | Guilty | Not Guilty | Guilty | Not Guilty | |
| Anchorage | 678 | 1,871 | 2,892 | 6,322 | 14 | 7 | 0 | 39 | 17 | 11,840 |
| Barrow | 9 | 203 | 190 | 205 | 0 | 0 | 0 | 1 | 0 | 608 |
| Bethel | 29 | 149 | 427 | 566 | 10 | 1 | 0 | 4 | 13 | 1,199 |
| Cordova | 0 | 42 | 31 | 41 | 16 | 0 | 0 | 0 | 0 | 130 |
| Craig | 17 | 106 | 78 | 133 | 0 | 1 | 0 | 1 | 1 | 337 |
| Delta Junction | 0 | 75 | 39 | 52 | 1 | 0 | 0 | 0 | 0 | 167 |
| Dillingham | 17 | 83 | 103 | 334 | 2 | 0 | 0 | 3 | 1 | 543 |
| Fairbanks | 309 | 1,499 | 787 | 1,219 | 7 | 0 | 2 | 15 | 8 | 3,846 |
| Glennallen | 0 | 42 | 39 | 57 | 23 | 0 | 0 | 0 | 0 | 161 |
| Homer | 23 | 106 | 102 | 191 | 0 | 0 | 0 | 3 | 1 | 426 |
| Juneau | 15 | 108 | 339 | 920 | 0 | 0 | 1 | 10 | 5 | 1,398 |
| Kenai | 219 | 527 | 287 | 1,100 | 5 | 3 | 0 | 5 | 6 | 2,152 |
| Ketchikan | 37 | 194 | 289 | 517 | 1 | 1 | 0 | 15 | 5 | 1,059 |
| Kodiak | 32 | 188 | 162 | 214 | 6 | 1 | 0 | 0 | 3 | 606 |
| Kotzebue | 2 | 306 | 190 | 296 | 0 | 0 | 0 | 0 | 0 | 794 |
| Naknek | 2 | 102 | 38 | 93 | 0 | 0 | 0 | 1 | 1 | 237 |
| Nome | 5 | 170 | 184 | 459 | 0 | 0 | 0 | 0 | 0 | 818 |
| Palmer | 47 | 442 | 862 | 1,357 | 10 | 0 | 3 | 3 | 5 | 2,729 |
| Petersburg | 9 | 59 | 49 | 84 | 1 | 0 | 0 | 0 | 0 | 202 |
| Seward | 15 | 159 | 59 | 170 | 2 | 1 | 0 | 0 | 0 | 406 |
| Sitka | 23 | 91 | 144 | 248 | 0 | 1 | 0 | 3 | 2 | 512 |
| Tok | 1 | 35 | 53 | 68 | 2 | 0 | 0 | 0 | 0 | 159 |
| Unalaska | 0 | 0 | 54 | 246 | 2 | 0 | 0 | 1 | 0 | 303 |
| Valdez | 0 | 53 | 54 | 80 | 20 | 0 | 0 | 0 | 0 | 207 |
| Wrangell | 0 | 3 | 17 | 82 | 0 | 0 | 0 | 0 | 0 | 102 |
| Sub-total | 1,489 | 6,613 | 7,469 | 15,054 | 122 | 16 | 6 | 104 | 68 | 30,941 |
| Cases from Other Courts | 11 | 139 | 281 | 276 | 1,135 | 0 | 2 | 0 | 1 | 1,845 |
| Total | 1,500 | 6,752 | 7,750 | 15,330 | 1,257 | 16 | 8 | 104 | 69 | 32,786 |
| % of Total | 4.6 | 20.6 | 23.7 | 46.8 | 3.8 | - | - | 0.3 | 0.2 | 100.0 |
| 1st District | 101 | 561 | 960 | 2,031 | 228 | 3 | 2 | 29 | 13 | 3,928 |
| 2nd District | 19 | 714 | 580 | 977 | 7 | 0 | 0 | 1 | 0 | 2,298 |
| 3rd District | 1,036 | 3,666 | 4,721 | 10,252 | 112 | 12 | 3 | 55 | 35 | 19,892 |
| 4th District | 344 | 1,811 | 1,489 | 2,070 | 910 | 1 | 3 | 19 | 21 | 6,668 |

**District Court Activity
Misdemeanor Case Dispositions by Manner of Disposition - Other Courts
FY 08**

| Court | Stage of Disposition | | | | | | | | | Total |
|--------------|-------------------------|-------------|-------------------------------|-------------|-------|--------------|------------|-------------|------------|-------|
| | At / Before Arraignment | | Between Arraignment and Trial | | | Court Trials | | Jury Trials | | |
| | Dismiss | Pled Guilty | Dismiss | Pled Guilty | Other | Guilty | Not Guilty | Guilty | Not Guilty | |
| Angoon | 0 | 0 | 0 | 0 | 26 | 0 | 0 | 0 | 0 | 26 |
| Aniak | 0 | 0 | 0 | 0 | 114 | 0 | 0 | 0 | 0 | 114 |
| Chevak | 0 | 0 | 0 | 0 | 327 | 0 | 0 | 0 | 0 | 327 |
| Emmonak | 0 | 0 | 0 | 0 | 179 | 0 | 0 | 0 | 0 | 179 |
| Fort Yukon | 0 | 15 | 21 | 15 | 17 | 0 | 0 | 0 | 0 | 68 |
| Galena | 0 | 6 | 52 | 42 | 42 | 0 | 0 | 0 | 0 | 142 |
| Haines | 0 | 0 | 44 | 47 | 0 | 0 | 1 | 0 | 0 | 92 |
| Healy | 3 | 18 | 56 | 57 | 0 | 0 | 1 | 0 | 0 | 135 |
| Hoonah | 0 | 0 | 0 | 0 | 87 | 0 | 0 | 0 | 0 | 87 |
| Kake | 0 | 0 | 0 | 0 | 32 | 0 | 0 | 0 | 0 | 32 |
| McGrath | 0 | 0 | 0 | 0 | 27 | 0 | 0 | 0 | 0 | 27 |
| Nenana | 2 | 13 | 45 | 45 | 3 | 0 | 0 | 0 | 0 | 108 |
| Sand Point | 0 | 38 | 25 | 32 | 12 | 0 | 0 | 0 | 0 | 107 |
| Skagway | 0 | 0 | 0 | 0 | 28 | 0 | 0 | 0 | 0 | 28 |
| St. Marys | 0 | 0 | 0 | 0 | 176 | 0 | 0 | 0 | 0 | 176 |
| St. Paul | 3 | 13 | 13 | 15 | 0 | 0 | 0 | 0 | 1 | 45 |
| Tanana | 0 | 1 | 9 | 6 | 5 | 0 | 0 | 0 | 0 | 21 |
| Unalakleet | 3 | 35 | 16 | 17 | 7 | 0 | 0 | 0 | 0 | 78 |
| Yakutat | 0 | 0 | 0 | 0 | 53 | 0 | 0 | 0 | 0 | 53 |
| Total | 11 | 139 | 281 | 276 | 1,135 | 0 | 2 | 0 | 1 | 1,845 |
| % of Total | 0.6 | 7.5 | 15.2 | 15.0 | 61.5 | - | 0.1 | - | 0.1 | 100.0 |
| 1st District | 0 | 0 | 44 | 47 | 226 | 0 | 1 | 0 | 0 | 318 |
| 2nd District | 3 | 35 | 16 | 17 | 7 | 0 | 0 | 0 | 0 | 78 |
| 3rd District | 3 | 51 | 38 | 47 | 12 | 0 | 0 | 0 | 1 | 152 |
| 4th District | 5 | 53 | 183 | 165 | 890 | 0 | 1 | 0 | 0 | 1,297 |

District Court Activity
Felony Filings in District Court¹ - Superior Court Trial Sites
FY 06 - FY 08

| Court | FY 06 | FY 07 | FY 08 | Change | |
|--------------------------------|-------|-------|-------|----------------|----------------|
| | | | | FY 06 to FY 08 | FY 07 to FY 08 |
| Anchorage | 2,388 | 2,801 | 3,031 | 27% | 8% |
| Barrow | 54 | 54 | 55 | 2% | 2% |
| Bethel | 380 | 349 | 231 | -39% | -34% |
| Cordova | 21 | 14 | 19 | -10% | 36% |
| Craig | 48 | 19 | 38 | -21% | 100% |
| Delta Junction | 0 | 0 | 9 | N/S | N/S |
| Dillingham | 56 | 95 | 83 | 48% | -13% |
| Fairbanks | 560 | 489 | 453 | -19% | -7% |
| Glennallen | 24 | 25 | 10 | N/S | N/S |
| Homer | 50 | 77 | 56 | 12% | -27% |
| Juneau | 128 | 128 | 164 | 28% | 28% |
| Kenai | 234 | 269 | 216 | -8% | -20% |
| Ketchikan | 154 | 122 | 107 | -31% | -12% |
| Kodiak | 128 | 81 | 67 | -48% | -17% |
| Kotzebue | 179 | 154 | 139 | -22% | -10% |
| Naknek | 15 | 16 | 25 | 67% | 56% |
| Nome | 141 | 129 | 142 | 1% | 10% |
| Palmer | 459 | 362 | 414 | -10% | 14% |
| Petersburg | 24 | 9 | 16 | -33% | N/S |
| Seward | 43 | 57 | 44 | 2% | -23% |
| Sitka | 57 | 49 | 51 | -11% | 4% |
| Tok | 1 | 3 | 3 | N/S | N/S |
| Unalaska | 46 | 37 | 27 | -41% | -27% |
| Valdez | 25 | 46 | 31 | 24% | -33% |
| Wrangell | 12 | 3 | 3 | N/S | N/S |
| Sub-total | 5,227 | 5,388 | 5,434 | 4% | 1% |
| Felony Cases from Other Courts | 12 | 23 | 89 | 642% | 287% |
| Total | 5,239 | 5,411 | 5,523 | 5% | 2% |
| 1st District | 435 | 332 | 382 | -12% | 15% |
| 2nd District | 374 | 339 | 348 | -7% | 3% |
| 3rd District | 3,489 | 3,899 | 4,050 | 16% | 4% |
| 4th District | 941 | 841 | 743 | -21% | -12% |

¹This chart is for information purposes only. The totals are not included in the district court totals. Felony cases are reported as superior court cases, regardless of where the case was initiated.

N/S - Numbers 10 or less are not compared statistically

District Court Activity
Felony Filings in District Court¹ - Other Courts
FY 06 - FY 08

| Court | FY 06 | FY 07 | FY 08 | Change | |
|--------------|-----------|-----------|-----------|----------------|----------------|
| | | | | FY 06 to FY 08 | FY 07 to FY 08 |
| Angoon | 0 | 0 | 0 | N/S | N/S |
| Aniak | 0 | 0 | 14 | N/S | N/S |
| Chevak | 0 | 0 | 0 | N/S | N/S |
| Emmonak | 0 | 0 | 0 | N/S | N/S |
| Fort Yukon | 0 | 0 | 13 | N/S | N/S |
| Galena | 0 | 0 | 7 | N/S | N/S |
| Haines | 12 | 2 | 3 | N/S | N/S |
| Healy | 0 | 0 | 4 | N/S | N/S |
| Hoonah | 0 | 0 | 0 | N/S | N/S |
| Kake | 0 | 0 | 0 | N/S | N/S |
| McGrath | 0 | 0 | 0 | N/S | N/S |
| Nenana | 0 | 0 | 7 | N/S | N/S |
| Sand Point | 0 | 11 | 18 | N/S | 64% |
| Skagway | 0 | 0 | 0 | N/S | N/S |
| St. Marys | 0 | 0 | 0 | N/S | N/S |
| St. Paul | 0 | 8 | 9 | N/S | N/S |
| Tanana | 0 | 0 | 2 | N/S | N/S |
| Unalakleet | 0 | 2 | 12 | N/S | N/S |
| Yakutat | 0 | 0 | 0 | N/S | N/S |
| Total | 12 | 23 | 89 | 642% | 287% |
| 1st District | 12 | 2 | 3 | N/S | N/S |
| 2nd District | 0 | 2 | 12 | N/S | N/S |
| 3rd District | 0 | 19 | 27 | N/S | 42% |
| 4th District | 0 | 0 | 47 | N/S | N/S |

¹This chart is for information purposes only. The totals are not included in the district court totals. Felony cases are reported as superior court cases, regardless of where the case was initiated.

N/S - Numbers 10 or less are not compared statistically

**District Court Activity
Small Claims Case Filings - Superior Court Trial Sites
FY 06 - FY 08**

| Court | FY 06 | FY 07 | FY 08 | Change | |
|--------------------------------------|-------|-------|--------|----------------|----------------|
| | | | | FY 06 to FY 08 | FY 07 to FY 08 |
| Anchorage | 5,070 | 5,074 | 6,020 | 19% | 19% |
| Barrow | 63 | 54 | 56 | -11% | 4% |
| Bethel | 88 | 132 | 154 | 75% | 17% |
| Cordova | 37 | 13 | 28 | -24% | 115% |
| Craig | 33 | 30 | 49 | 48% | 63% |
| Delta Junction | 20 | 19 | 37 | 85% | 95% |
| Dillingham | 20 | 49 | 60 | 200% | 22% |
| Fairbanks | 1,358 | 1,303 | 1,596 | 18% | 22% |
| Glennallen | 24 | 23 | 46 | 92% | 100% |
| Homer | 85 | 104 | 87 | 2% | -16% |
| Juneau | 770 | 869 | 811 | 5% | -7% |
| Kenai | 425 | 374 | 456 | 7% | 22% |
| Ketchikan | 229 | 292 | 252 | 10% | -14% |
| Kodiak | 150 | 186 | 131 | -13% | -30% |
| Kotzebue | 48 | 60 | 70 | 46% | 17% |
| Naknek | 18 | 38 | 39 | 117% | 3% |
| Nome | 82 | 125 | 126 | 54% | 1% |
| Palmer | 956 | 759 | 759 | -21% | 0% |
| Petersburg | 39 | 55 | 31 | -21% | -44% |
| Seward | 38 | 35 | 30 | -21% | -14% |
| Sitka | 73 | 127 | 98 | 34% | -23% |
| Tok | 28 | 16 | 28 | 0% | 75% |
| Unalaska | 21 | 15 | 21 | 0% | 40% |
| Valdez | 59 | 36 | 48 | -19% | 33% |
| Wrangell | 20 | 19 | 16 | -20% | -16% |
| Sub-total | 9,754 | 9,807 | 11,049 | 13% | 13% |
| Small Claims Cases from Other Courts | 85 | 159 | 220 | 159% | 38% |
| Total | 9,839 | 9,966 | 11,269 | 15% | 13% |
| 1st District | 1,182 | 1,457 | 1,325 | 12% | -9% |
| 2nd District | 214 | 275 | 254 | 19% | -8% |
| 3rd District | 6,903 | 6,710 | 7,725 | 12% | 15% |
| 4th District | 1,540 | 1,524 | 1,965 | 28% | 29% |

**District Court Activity
Small Claims Case Filings - Other Courts
FY 06 - FY 08**

| Court | FY 06 | FY 07 | FY 08 | Change | |
|--------------|-----------|------------|------------|-------------------|-------------------|
| | | | | FY 06 to FY 08 | FY 07 to FY 08 |
| Angoon | 0 | 8 | 0 | N/S | N/S |
| Aniak | 4 | 10 | 34 | N/S | N/S |
| Chevak | 4 | 1 | 9 | N/S | N/S |
| Emmonak | 8 | 7 | 14 | N/S | N/S |
| Fort Yukon | 2 | 3 | 11 | N/S | N/S |
| Galena | 1 | 4 | 17 | N/S | N/S |
| Haines | 18 | 22 | 28 | 56% | 27% |
| Healy | 3 | 15 | 12 | N/S | -20% |
| Hoonah | 0 | 11 | 8 | N/S | N/S |
| Kake | 0 | 1 | 7 | N/S | N/S |
| McGrath | 3 | 1 | 5 | N/S | N/S |
| Nenana | 13 | 4 | 25 | 92% | N/S |
| Sand Point | 0 | 4 | 0 | N/S | N/S |
| Skagway | 0 | 5 | 14 | N/S | N/S |
| St. Marys | 7 | 7 | 23 | N/S | N/S |
| St. Paul | 0 | 0 | 0 | N/S | N/S |
| Tanana | 1 | 2 | 0 | N/S | N/S |
| Unalakleet | 21 | 36 | 2 | N/S | N/S |
| Yakutat | 0 | 18 | 11 | N/S | -39% |
| Total | 85 | 159 | 220 | 159% | 38% |
| 1st District | 18 | 65 | 68 | 278% | 5% |
| 2nd District | 21 | 36 | 2 | N/S | N/S |
| 3rd District | 0 | 4 | 0 | N/S | N/S |
| 4th District | 46 | 54 | 150 | 226% | 178% |

N/S - Numbers 10 or less are not compared statistically

**District Court Activity
Small Claims Case Dispositions - Superior Court Trial Sites
FY 06 - FY 08**

| Court | FY 06 | FY 07 | FY 08 | Change | |
|--------------------------------------|-------|--------|--------|----------------|----------------|
| | | | | FY 06 to FY 08 | FY 07 to FY 08 |
| Anchorage | 4,273 | 7,135 | 5,396 | 26% | -24% |
| Barrow | 60 | 54 | 41 | -32% | -24% |
| Bethel | 79 | 87 | 144 | 82% | 66% |
| Cordova | 23 | 31 | 19 | -17% | -39% |
| Craig | 46 | 32 | 43 | -7% | 34% |
| Delta Junction | 26 | 17 | 33 | 27% | 94% |
| Dillingham | 21 | 24 | 46 | 119% | 92% |
| Fairbanks | 1,470 | 1,289 | 1,388 | -6% | 8% |
| Glennallen | 30 | 24 | 37 | 23% | 54% |
| Homer | 64 | 92 | 62 | -3% | -33% |
| Juneau | 841 | 785 | 854 | 2% | 9% |
| Kenai | 539 | 344 | 349 | -35% | 1% |
| Ketchikan | 243 | 284 | 275 | 13% | -3% |
| Kodiak | 149 | 145 | 134 | -10% | -8% |
| Kotzebue | 64 | 53 | 47 | -27% | -11% |
| Naknek | 19 | 25 | 23 | 21% | -8% |
| Nome | 87 | 80 | 137 | 57% | 71% |
| Palmer | 912 | 1,079 | 895 | -2% | -17% |
| Petersburg | 57 | 54 | 30 | -47% | -44% |
| Seward | 34 | 43 | 28 | -18% | -35% |
| Sitka | 71 | 116 | 108 | 52% | -7% |
| Tok | 30 | 20 | 21 | -30% | 5% |
| Unalaska | 16 | 15 | 17 | 6% | 13% |
| Valdez | 60 | 55 | 42 | -30% | -24% |
| Wrangell | 23 | 16 | 15 | -35% | -6% |
| Sub-total | 9,237 | 11,899 | 10,184 | 10% | -14% |
| Small Claims Cases from Other Courts | 21 | 39 | 229 | 990% | 487% |
| Total | 9,258 | 11,938 | 10,413 | 12% | -13% |
| 1st District | 1,292 | 1,303 | 1,388 | 7% | 7% |
| 2nd District | 211 | 187 | 252 | 19% | 35% |
| 3rd District | 6,142 | 9,014 | 7,051 | 15% | -22% |
| 4th District | 1,613 | 1,434 | 1,722 | 7% | 20% |

District Court Activity
Small Claims Case Dispositions - Other Courts
FY 06 - FY 08

| Court | FY 06 | FY 07 | FY 08 | Change | |
|--------------|-----------|-----------|------------|----------------|----------------|
| | | | | FY 06 to FY 08 | FY 07 to FY 08 |
| Angoon | 0 | 0 | 4 | N/S | N/S |
| Aniak | 0 | 0 | 18 | N/S | N/S |
| Chevak | 0 | 0 | 0 | N/S | N/S |
| Emmonak | 0 | 0 | 16 | N/S | N/S |
| Fort Yukon | 0 | 0 | 5 | N/S | N/S |
| Galena | 0 | 0 | 15 | N/S | N/S |
| Haines | 11 | 16 | 22 | 100% | 38% |
| Healy | 3 | 5 | 17 | N/S | N/S |
| Hoonah | 0 | 0 | 14 | N/S | N/S |
| Kake | 0 | 0 | 5 | N/S | N/S |
| McGrath | 0 | 0 | 4 | N/S | N/S |
| Nenana | 5 | 16 | 33 | N/S | 106% |
| Sand Point | 2 | 2 | 2 | N/S | N/S |
| Skagway | 0 | 0 | 12 | N/S | N/S |
| St. Marys | 0 | 0 | 23 | N/S | N/S |
| St. Paul | 0 | 0 | 1 | N/S | N/S |
| Tanana | 0 | 0 | 5 | N/S | N/S |
| Unalakleet | 0 | 0 | 27 | N/S | N/S |
| Yakutat | 0 | 0 | 6 | N/S | N/S |
| Total | 21 | 39 | 229 | 990% | 487% |
| 1st District | 11 | 16 | 63 | 473% | 294% |
| 2nd District | 0 | 0 | 27 | N/S | N/S |
| 3rd District | 2 | 2 | 3 | N/S | N/S |
| 4th District | 8 | 21 | 136 | N/S | 548% |

N/S - Numbers 10 or less are not compared statistically

**District Court Activity
Small Claims Case Dispositions by Manner of Disposition -
Superior Court Trial Sites
FY 08**

| Court | Stage of Disposition | | | | | Total |
|--------------------------------------|----------------------|------------------|---------------------------|-------|-------|--------|
| | Dismiss | Default Judgment | Judgment on the Pleadings | Trial | Other | |
| Anchorage | 2,008 | 2,697 | 345 | 219 | 127 | 5,396 |
| Barrow | 9 | 20 | 11 | 1 | 0 | 41 |
| Bethel | 38 | 85 | 20 | 0 | 1 | 144 |
| Cordova | 5 | 7 | 5 | 1 | 1 | 19 |
| Craig | 12 | 17 | 6 | 6 | 2 | 43 |
| Delta Junction | 20 | 10 | 3 | 0 | 0 | 33 |
| Dillingham | 12 | 12 | 6 | 0 | 16 | 46 |
| Fairbanks | 408 | 691 | 149 | 121 | 19 | 1,388 |
| Glennallen | 3 | 23 | 7 | 0 | 4 | 37 |
| Homer | 11 | 24 | 11 | 10 | 6 | 62 |
| Juneau | 392 | 350 | 69 | 36 | 7 | 854 |
| Kenai | 55 | 166 | 36 | 59 | 33 | 349 |
| Ketchikan | 71 | 137 | 28 | 31 | 8 | 275 |
| Kodiak | 58 | 54 | 14 | 1 | 7 | 134 |
| Kotzebue | 21 | 18 | 5 | 2 | 1 | 47 |
| Naknek | 9 | 7 | 7 | 0 | 0 | 23 |
| Nome | 39 | 81 | 10 | 6 | 1 | 137 |
| Palmer | 315 | 431 | 39 | 86 | 24 | 895 |
| Petersburg | 10 | 13 | 6 | 0 | 1 | 30 |
| Seward | 12 | 13 | 2 | 0 | 1 | 28 |
| Sitka | 34 | 53 | 12 | 7 | 2 | 108 |
| Tok | 6 | 10 | 3 | 1 | 1 | 21 |
| Unalaska | 6 | 6 | 0 | 1 | 4 | 17 |
| Valdez | 16 | 15 | 7 | 0 | 4 | 42 |
| Wrangell | 4 | 6 | 4 | 1 | 0 | 15 |
| Sub-total | 3,574 | 4,946 | 805 | 589 | 270 | 10,184 |
| Small Claims Cases from Other Courts | 32 | 59 | 18 | 13 | 107 | 229 |
| Total | 3,606 | 5,005 | 823 | 602 | 377 | 10,413 |
| % of Total | 34.6 | 48.1 | 7.9 | 5.8 | 3.6 | 100.0 |
| 1st District | 524 | 581 | 135 | 85 | 63 | 1,388 |
| 2nd District | 72 | 134 | 27 | 17 | 2 | 252 |
| 3rd District | 2,511 | 3,456 | 480 | 377 | 227 | 7,051 |
| 4th District | 499 | 834 | 181 | 123 | 85 | 1,722 |

**District Court Activity
Small Claims Case Dispositions by Manner of Disposition - Other Courts
FY 08**

| Courts | Stage of Disposition | | | | | Total |
|--------------|----------------------|------------------|---------------------------|-------|-------|-------|
| | Dismiss | Default Judgment | Judgment on the Pleadings | Trial | Other | |
| Angoon | 0 | 0 | 0 | 0 | 4 | 4 |
| Aniak | 0 | 0 | 0 | 0 | 18 | 18 |
| Chevak | 0 | 0 | 0 | 0 | 0 | 0 |
| Emmonak | 0 | 0 | 0 | 0 | 16 | 16 |
| Fort Yukon | 0 | 3 | 0 | 0 | 2 | 5 |
| Galena | 6 | 7 | 2 | 0 | 0 | 15 |
| Haines | 1 | 5 | 10 | 4 | 2 | 22 |
| Healy | 8 | 9 | 0 | 0 | 0 | 17 |
| Hoonah | 0 | 0 | 0 | 0 | 14 | 14 |
| Kake | 0 | 0 | 0 | 0 | 5 | 5 |
| McGrath | 0 | 0 | 0 | 0 | 4 | 4 |
| Nenana | 13 | 15 | 3 | 1 | 1 | 33 |
| Sand Point | 0 | 1 | 1 | 0 | 0 | 2 |
| Skagway | 0 | 0 | 0 | 0 | 12 | 12 |
| St. Marys | 0 | 0 | 0 | 0 | 23 | 23 |
| St. Paul | 1 | 0 | 0 | 0 | 0 | 1 |
| Tanana | 0 | 4 | 1 | 0 | 0 | 5 |
| Unalakleet | 3 | 15 | 1 | 8 | 0 | 27 |
| Yakutat | 0 | 0 | 0 | 0 | 6 | 6 |
| Total | 32 | 59 | 18 | 13 | 107 | 229 |
| % of Total | 14.0 | 25.8 | 7.8 | 5.7 | 46.7 | 100.0 |
| 1st District | 1 | 5 | 10 | 4 | 43 | 63 |
| 2nd District | 3 | 15 | 1 | 8 | 0 | 27 |
| 3rd District | 1 | 1 | 1 | 0 | 0 | 3 |
| 4th District | 27 | 38 | 6 | 1 | 64 | 136 |

**District Court Activity
Domestic Violence Case Filings - Superior Court Trial Sites
FY 06 - FY 08**

| Court | FY 06 | FY 07 | FY 08 | Change | |
|-------------------------------------------|-------|-------|-------|----------------|----------------|
| | | | | FY 06 to FY 08 | FY 07 to FY 08 |
| Anchorage | 3,789 | 3,729 | 3,903 | 3% | 5% |
| Barrow | 93 | 78 | 106 | 14% | 36% |
| Bethel | 103 | 118 | 147 | 43% | 25% |
| Cordova | 9 | 10 | 11 | N/S | N/S |
| Craig | 48 | 51 | 53 | 10% | 4% |
| Delta Junction | 20 | 20 | 16 | -20% | -20% |
| Dillingham | 59 | 44 | 55 | -7% | 25% |
| Fairbanks | 718 | 791 | 836 | 16% | 6% |
| Glennallen | 17 | 17 | 14 | -18% | -18% |
| Homer | 112 | 105 | 138 | 23% | 31% |
| Juneau | 317 | 305 | 287 | -9% | -6% |
| Kenai | 428 | 391 | 347 | -19% | -11% |
| Ketchikan | 244 | 263 | 283 | 16% | 8% |
| Kodiak | 89 | 103 | 101 | 13% | -2% |
| Kotzebue | 20 | 95 | 134 | 570% | 41% |
| Naknek | 12 | 5 | 7 | N/S | N/S |
| Nome | 100 | 119 | 117 | 17% | -2% |
| Palmer | 665 | 610 | 671 | 1% | 10% |
| Petersburg | 19 | 17 | 24 | 26% | 41% |
| Seward | 39 | 43 | 39 | 0% | -9% |
| Sitka | 63 | 96 | 67 | 6% | -30% |
| Tok | 23 | 21 | 17 | -26% | -19% |
| Unalaska | 4 | 8 | 3 | N/S | N/S |
| Valdez | 18 | 27 | 17 | -6% | -37% |
| Wrangell | 23 | 7 | 17 | -26% | N/S |
| Sub-total | 7,032 | 7,073 | 7,410 | 5% | 5% |
| Domestic Violence Cases from Other Courts | 191 | 160 | 224 | 17% | 40% |
| Total | 7,223 | 7,233 | 7,634 | 6% | 6% |
| 1st District | 743 | 777 | 780 | 5% | 0% |
| 2nd District | 216 | 293 | 361 | 67% | 23% |
| 3rd District | 5,247 | 5,097 | 5,313 | 1% | 4% |
| 4th District | 1,017 | 1,066 | 1,180 | 16% | 11% |

N/S - Numbers 10 or less are not compared statistically

**District Court Activity
Domestic Violence Case Filings - Other Courts
FY 06 - FY 08**

| Court | FY 06 | FY 07 | FY 08 | Change | |
|--------------|------------|------------|------------|----------------|----------------|
| | | | | FY 06 to FY 08 | FY 07 to FY 08 |
| Angoon | 0 | 1 | 2 | N/S | N/S |
| Aniak | 26 | 25 | 25 | -4% | 0% |
| Chevak | 29 | 12 | 17 | -41% | 42% |
| Emmonak | 23 | 32 | 46 | 100% | 44% |
| Fort Yukon | 10 | 14 | 11 | N/S | -21% |
| Galena | 25 | 11 | 10 | N/S | N/S |
| Haines | 29 | 24 | 33 | 14% | 38% |
| Healy | 18 | 0 | 5 | N/S | N/S |
| Hoonah | 0 | 5 | 6 | N/S | N/S |
| Kake | 0 | 0 | 2 | N/S | N/S |
| McGrath | 3 | 3 | 3 | N/S | N/S |
| Nenana | 2 | 0 | 7 | N/S | N/S |
| Sand Point | 3 | 0 | 0 | N/S | N/S |
| Skagway | 0 | 1 | 4 | N/S | N/S |
| St. Marys | 17 | 19 | 40 | 135% | 111% |
| St. Paul | 3 | 5 | 7 | N/S | N/S |
| Tanana | 0 | 0 | 0 | N/S | N/S |
| Unalakleet | 3 | 1 | 4 | N/S | N/S |
| Yakutat | 0 | 7 | 2 | N/S | N/S |
| Total | 191 | 160 | 224 | 17% | 40% |
| 1st District | 29 | 38 | 49 | 69% | 29% |
| 2nd District | 3 | 1 | 4 | N/S | N/S |
| 3rd District | 6 | 5 | 7 | N/S | N/S |
| 4th District | 153 | 116 | 164 | 7% | 41% |

N/S - Numbers 10 or less are not statistically compared

District Court Activity
Domestic Violence Case Dispositions - Superior Court Trial Sites
FY 06 - FY 08

| Court | FY 06 | FY 07 | FY 08 | Change | |
|-------------------------------------------|-------|-------|-------|----------------|----------------|
| | | | | FY 06 to FY 08 | FY 07 to FY 08 |
| Anchorage | 3,507 | 3,569 | 3,755 | 7% | 5% |
| Barrow | 84 | 82 | 108 | 29% | 32% |
| Bethel | 90 | 77 | 137 | 52% | 78% |
| Cordova | 9 | 11 | 11 | N/S | 0% |
| Craig | 50 | 46 | 55 | 10% | 20% |
| Delta Junction | 17 | 20 | 14 | -18% | -30% |
| Dillingham | 54 | 29 | 53 | -2% | 83% |
| Fairbanks | 703 | 770 | 817 | 16% | 6% |
| Glennallen | 20 | 15 | 15 | -25% | 0% |
| Homer | 111 | 104 | 128 | 15% | 23% |
| Juneau | 302 | 299 | 287 | -5% | -4% |
| Kenai | 422 | 379 | 350 | -17% | -8% |
| Ketchikan | 248 | 254 | 280 | 13% | 10% |
| Kodiak | 84 | 97 | 91 | 8% | -6% |
| Kotzebue | 19 | 85 | 133 | 600% | 56% |
| Naknek | 11 | 5 | 7 | N/S | N/S |
| Nome | 100 | 111 | 116 | 16% | 5% |
| Palmer | 632 | 583 | 647 | 2% | 11% |
| Petersburg | 20 | 16 | 25 | 25% | 56% |
| Seward | 35 | 45 | 39 | 11% | -13% |
| Sitka | 63 | 95 | 68 | 8% | -28% |
| Tok | 22 | 19 | 18 | -18% | -5% |
| Unalaska | 6 | 7 | 3 | N/S | N/S |
| Valdez | 17 | 23 | 20 | 18% | -13% |
| Wrangell | 22 | 9 | 18 | -18% | N/S |
| Sub-total | 6,648 | 6,750 | 7,195 | 8% | 7% |
| Domestic Violence Cases from Other Courts | 39 | 34 | 201 | 415% | 491% |
| Total | 6,687 | 6,784 | 7,396 | 11% | 9% |
| 1st District | 724 | 746 | 768 | 6% | 3% |
| 2nd District | 203 | 278 | 361 | 78% | 30% |
| 3rd District | 4,911 | 4,872 | 5,130 | 4% | 5% |
| 4th District | 849 | 888 | 1,137 | 34% | 28% |

N/S - Numbers 10 or less are not compared statistically

**District Court Activity
Domestic Violence Case Dispositions - Other Courts
FY 06 - FY 08**

| Court | FY 06 | FY 07 | FY 08 | Change | |
|--------------|-----------|-----------|------------|----------------|----------------|
| | | | | FY 06 to FY 08 | FY 07 to FY 08 |
| Angoon | 0 | 0 | 1 | N/S | N/S |
| Aniak | 0 | 0 | 23 | N/S | N/S |
| Chevak | 0 | 0 | 9 | N/S | N/S |
| Emmonak | 0 | 0 | 39 | N/S | N/S |
| Fort Yukon | 0 | 0 | 11 | N/S | N/S |
| Galena | 0 | 0 | 11 | N/S | N/S |
| Haines | 19 | 27 | 20 | 5% | -26% |
| Healy | 17 | 1 | 5 | N/S | N/S |
| Hoonah | 0 | 0 | 7 | N/S | N/S |
| Kake | 0 | 0 | 2 | N/S | N/S |
| McGrath | 0 | 0 | 3 | N/S | N/S |
| Nenana | 0 | 1 | 7 | N/S | N/S |
| Sand Point | 3 | 0 | 4 | N/S | N/S |
| Skagway | 0 | 0 | 3 | N/S | N/S |
| St. Marys | 0 | 0 | 42 | N/S | N/S |
| St. Paul | 0 | 5 | 7 | N/S | N/S |
| Tanana | 0 | 0 | 1 | N/S | N/S |
| Unalakleet | 0 | 0 | 4 | N/S | N/S |
| Yakutat | 0 | 0 | 2 | N/S | N/S |
| Total | 39 | 34 | 201 | 415% | 491% |
| 1st District | 19 | 27 | 35 | 84% | 30% |
| 2nd District | 0 | 0 | 4 | N/S | N/S |
| 3rd District | 3 | 5 | 11 | N/S | N/S |
| 4th District | 17 | 2 | 151 | 788% | N/S |

N/S Numbers 10 or less are not compared statistically

**District Court Activity
General Civil Case Filings - Superior Court Trial Sites
FY 06 - FY 08**

| Court | FY 06 | FY 07 | FY 08 | Change | |
|---------------------------------------|-------|-------|-------|-------------------|-------------------|
| | | | | FY 06 to FY 08 | FY 07 to FY 08 |
| Anchorage | 6,576 | 4,991 | 4,815 | -27% | -4% |
| Barrow | 36 | 22 | 30 | -17% | 36% |
| Bethel | 151 | 115 | 115 | -24% | 0% |
| Cordova | 12 | 20 | 7 | N/S | N/S |
| Craig | 16 | 45 | 25 | 56% | -44% |
| Delta Junction | 5 | 10 | 17 | N/S | N/S |
| Dillingham | 27 | 44 | 34 | 26% | -23% |
| Fairbanks | 988 | 938 | 1,079 | 9% | 15% |
| Glennallen | 20 | 17 | 27 | 35% | 59% |
| Homer | 73 | 72 | 90 | 23% | 25% |
| Juneau | 246 | 224 | 280 | 14% | 25% |
| Kenai | 321 | 303 | 369 | 15% | 22% |
| Ketchikan | 142 | 131 | 189 | 33% | 44% |
| Kodiak | 84 | 70 | 108 | 29% | 54% |
| Kotzebue | 72 | 29 | 29 | -60% | 0% |
| Naknek | 13 | 14 | 15 | 15% | 7% |
| Nome | 49 | 34 | 52 | 6% | 53% |
| Palmer | 592 | 634 | 871 | 47% | 37% |
| Petersburg | 14 | 13 | 23 | 64% | 77% |
| Seward | 34 | 27 | 37 | 9% | 37% |
| Sitka | 35 | 47 | 58 | 66% | 23% |
| Tok | 10 | 8 | 6 | N/S | N/S |
| Unalaska | 19 | 31 | 32 | 68% | 3% |
| Valdez | 25 | 24 | 34 | 36% | 42% |
| Wrangell | 3 | 8 | 15 | N/S | N/S |
| Sub-total | 9,563 | 7,871 | 8,357 | -13% | 6% |
| General Civil Cases from Other Courts | 101 | 45 | 77 | -24% | 71% |
| Total | 9,664 | 7,916 | 8,434 | -13% | 7% |
| 1st District | 537 | 493 | 626 | 17% | 27% |
| 2nd District | 157 | 87 | 113 | -28% | 30% |
| 3rd District | 7,804 | 6,255 | 6,450 | -17% | 3% |
| 4th District | 1,166 | 1,081 | 1,245 | 7% | 15% |

FY06 filings totals were adjusted from the numbers published in the FY06 annual report due to an adjustment in the number of civil cases reported for the Palmer court.

N/S - Numbers 10 or less are not compared statistically

**District Court Activity
General Civil Case Filings - Other Courts
FY 06 - FY 08**

| Court | FY 06 | FY 07 | FY 08 | Change | |
|--------------|------------|-----------|-----------|----------------|----------------|
| | | | | FY 06 to FY 08 | FY 07 to FY 08 |
| Angoon | 3 | 6 | 0 | N/S | N/S |
| Aniak | 0 | 0 | 6 | N/S | N/S |
| Chevak | 1 | 0 | 0 | N/S | N/S |
| Emmonak | 0 | 0 | 1 | N/S | N/S |
| Fort Yukon | 0 | 0 | 1 | N/S | N/S |
| Galena | 3 | 1 | 1 | N/S | N/S |
| Haines | 7 | 9 | 12 | N/S | N/S |
| Healy | 5 | 3 | 4 | N/S | N/S |
| Hoonah | 15 | 2 | 9 | N/S | N/S |
| Kake | 11 | 2 | 6 | N/S | N/S |
| McGrath | 0 | 0 | 1 | N/S | N/S |
| Nenana | 2 | 6 | 9 | N/S | N/S |
| Sand Point | 4 | 8 | 7 | N/S | N/S |
| Skagway | 10 | 3 | 4 | N/S | N/S |
| St. Marys | 1 | 0 | 5 | N/S | N/S |
| St. Paul | 4 | 0 | 4 | N/S | N/S |
| Tanana | 0 | 0 | 0 | N/S | N/S |
| Unalakleet | 0 | 2 | 2 | N/S | N/S |
| Yakutat | 35 | 3 | 5 | N/S | N/S |
| Total | 101 | 45 | 77 | -24% | 71% |
| 1st District | 81 | 25 | 36 | -56% | 44% |
| 2nd District | 0 | 2 | 2 | N/S | N/S |
| 3rd District | 8 | 8 | 11 | N/S | N/S |
| 4th District | 12 | 10 | 28 | 133% | N/S |

N/S - Numbers 10 or less are not compared statistically

**District Court Activity
General Civil Filings by Case Type - Superior Court Trial Sites
FY 08**

| Court | Case Types | | | Total |
|---------------------------------------|-------------------------|-----------------|-------|-------|
| | Eviction/ Real Property | Debt / Contract | Other | |
| Anchorage | 2,155 | 2,213 | 447 | 4,815 |
| Barrow | 2 | 27 | 1 | 30 |
| Bethel | 16 | 95 | 4 | 115 |
| Cordova | 0 | 7 | 0 | 7 |
| Craig | 6 | 19 | 0 | 25 |
| Delta Junction | 2 | 14 | 1 | 17 |
| Dillingham | 1 | 21 | 12 | 34 |
| Fairbanks | 238 | 560 | 281 | 1,079 |
| Glennallen | 2 | 24 | 1 | 27 |
| Homer | 10 | 70 | 10 | 90 |
| Juneau | 66 | 171 | 43 | 280 |
| Kenai | 87 | 254 | 28 | 369 |
| Ketchikan | 33 | 142 | 14 | 189 |
| Kodiak | 13 | 79 | 16 | 108 |
| Kotzebue | 2 | 23 | 4 | 29 |
| Naknek | 2 | 12 | 1 | 15 |
| Nome | 7 | 40 | 5 | 52 |
| Palmer | 218 | 604 | 49 | 871 |
| Petersburg | 4 | 18 | 1 | 23 |
| Seward | 5 | 24 | 8 | 37 |
| Sitka | 11 | 45 | 2 | 58 |
| Tok | 0 | 6 | 0 | 6 |
| Unalaska | 3 | 15 | 14 | 32 |
| Valdez | 7 | 26 | 1 | 34 |
| Wrangell | 5 | 9 | 1 | 15 |
| Sub-total | 2,895 | 4,518 | 944 | 8,357 |
| General Civil Cases from Other Courts | 2 | 34 | 41 | 77 |
| Total | 2,897 | 4,552 | 985 | 8,434 |
| % of Total | 34.3 | 54.0 | 11.7 | 100.0 |
| 1st District | 126 | 415 | 85 | 626 |
| 2nd District | 11 | 92 | 10 | 113 |
| 3rd District | 2,504 | 3,359 | 587 | 6,450 |
| 4th District | 256 | 686 | 303 | 1,245 |

**District Court Activity
General Civil Filings by Case Type - Other Courts
FY 08**

| Court | Case Types | | | Total |
|--------------|-------------------------|-----------------|-------|-------|
| | Eviction/ Real Property | Debt / Contract | Other | |
| Angoon | 0 | 0 | 0 | 0 |
| Aniak | 0 | 0 | 6 | 6 |
| Chevak | 0 | 0 | 0 | 0 |
| Emmonak | 0 | 0 | 1 | 1 |
| Fort Yukon | 0 | 1 | 0 | 1 |
| Galena | 0 | 0 | 1 | 1 |
| Haines | 1 | 11 | 0 | 12 |
| Healy | 0 | 2 | 2 | 4 |
| Hoonah | 0 | 0 | 9 | 9 |
| Kake | 0 | 0 | 6 | 6 |
| McGrath | 0 | 0 | 1 | 1 |
| Nenana | 0 | 8 | 1 | 9 |
| Sand Point | 1 | 6 | 0 | 7 |
| Skagway | 0 | 0 | 4 | 4 |
| St. Marys | 0 | 0 | 5 | 5 |
| St. Paul | 0 | 4 | 0 | 4 |
| Tanana | 0 | 0 | 0 | 0 |
| Unalakleet | 0 | 2 | 0 | 2 |
| Yakutat | 0 | 0 | 5 | 5 |
| Total | 2 | 34 | 41 | 77 |
| % of Total | 2.6 | 44.2 | 53.2 | 100.0 |
| 1st District | 1 | 11 | 24 | 36 |
| 2nd District | 0 | 2 | 0 | 2 |
| 3rd District | 1 | 10 | 0 | 11 |
| 4th District | 0 | 11 | 17 | 28 |

District Court Activity
General Civil Case Dispositions - Superior Court Trial Sites
FY 06 - FY 08

| Court | FY 06 | FY 07 | FY 08 | Change | |
|---------------------------------------|--------|-------|-------|----------------|----------------|
| | | | | FY 06 to FY 08 | FY 07 to FY 08 |
| Anchorage | 7,182 | 5,836 | 4,652 | -35% | -20% |
| Barrow | 34 | 16 | 21 | -38% | 31% |
| Bethel | 123 | 125 | 118 | -4% | -6% |
| Cordova | 25 | 22 | 6 | N/S | N/S |
| Craig | 33 | 52 | 32 | -3% | -38% |
| Delta Junction | 17 | 7 | 14 | -18% | N/S |
| Dillingham | 24 | 33 | 41 | 71% | 24% |
| Fairbanks | 953 | 1,049 | 995 | 4% | -5% |
| Glennallen | 36 | 19 | 26 | -28% | 37% |
| Homer* | 102 | 56 | 56 | -45% | 0% |
| Juneau | 207 | 215 | 242 | 17% | 13% |
| Kenai | 404 | 274 | 335 | -17% | 22% |
| Ketchikan | 145 | 122 | 166 | 14% | 36% |
| Kodiak | 72 | 60 | 73 | 1% | 22% |
| Kotzebue | 67 | 31 | 34 | -49% | 10% |
| Naknek | 19 | 11 | 15 | -21% | 36% |
| Nome | 36 | 38 | 33 | -8% | -13% |
| Palmer | 533 | 499 | 830 | 56% | 66% |
| Petersburg | 15 | 14 | 18 | 20% | 29% |
| Seward | 46 | 25 | 28 | -39% | 12% |
| Sitka | 42 | 37 | 52 | 24% | 41% |
| Tok | 10 | 5 | 6 | N/S | N/S |
| Unalaska | 20 | 31 | 20 | 0% | -35% |
| Valdez | 18 | 28 | 25 | 39% | -11% |
| Wrangell | 14 | 12 | 11 | -21% | -8% |
| Sub-total | 10,177 | 8,617 | 7,849 | -23% | -9% |
| General Civil Cases from Other Courts | 266 | 263 | 71 | -73% | -73% |
| Total | 10,443 | 8,880 | 7,920 | -24% | -11% |
| 1st District | 520 | 524 | 556 | 7% | 6% |
| 2nd District | 143 | 116 | 89 | -38% | -23% |
| 3rd District | 8,495 | 6,901 | 6,114 | -28% | -11% |
| 4th District | 1,285 | 1,339 | 1,161 | -10% | -13% |

N/S - Numbers 10 or less are not compared statistically

District Court Activity
General Civil Dispositions - Other Courts
FY 06 - FY 08

| Court | FY 06 | FY 07 | FY 08 | Change | |
|--------------|------------|------------|-----------|----------------|----------------|
| | | | | FY 06 to FY 08 | FY 07 to FY 08 |
| Angoon | 2 | 11 | 1 | N/S | N/S |
| Aniak | 38 | 38 | 7 | N/S | N/S |
| Chevak | 32 | 15 | 1 | N/S | N/S |
| Emmonak | 34 | 36 | 0 | N/S | N/S |
| Fort Yukon | 7 | 17 | 0 | N/S | N/S |
| Galena | 28 | 12 | 3 | N/S | N/S |
| Haines | 3 | 7 | 8 | N/S | N/S |
| Healy | 7 | 1 | 4 | N/S | N/S |
| Hoonah | 11 | 15 | 10 | N/S | N/S |
| Kake | 4 | 5 | 6 | N/S | N/S |
| McGrath | 6 | 6 | 3 | N/S | N/S |
| Nenana | 3 | 9 | 9 | N/S | N/S |
| Sand Point | 5 | 6 | 5 | N/S | N/S |
| Skagway | 13 | 5 | 3 | N/S | N/S |
| St. Marys | 27 | 19 | 1 | N/S | N/S |
| St. Paul | 9 | 1 | 2 | N/S | N/S |
| Tanana | 0 | 0 | 0 | N/S | N/S |
| Unalakleet | 6 | 31 | 1 | N/S | N/S |
| Yakutat | 31 | 29 | 7 | N/S | N/S |
| Total | 266 | 263 | 71 | -73% | -73% |
| 1st District | 64 | 72 | 35 | -45% | -51% |
| 2nd District | 6 | 31 | 1 | N/S | N/S |
| 3rd District | 14 | 7 | 7 | N/S | N/S |
| 4th District | 182 | 153 | 28 | -85% | -82% |

N/S - Numbers 10 or less are not compared statistically

**District Courts
General Civil Case Dispositions by Manner of Disposition -
Superior Court Trial Sites
FY 08**

| Court | Stage of Disposition | | | | | | Total |
|------------------------------------------|----------------------|---------------------|---------------------|----------------|---------------|-------|-------|
| | Dismiss / Settle | Default Judgment | Summary Judgment | Court Trial | Jury Trial | Other | |
| Anchorage | 2,753 | 1,401 | 401 | 16 | 5 | 76 | 4,652 |
| Barrow | 7 | 13 | 1 | 0 | 0 | 0 | 21 |
| Bethel | 19 | 68 | 12 | 0 | 0 | 19 | 118 |
| Cordova | 0 | 5 | 0 | 0 | 0 | 1 | 6 |
| Craig | 17 | 8 | 3 | 0 | 0 | 4 | 32 |
| Delta Junction | 5 | 5 | 2 | 0 | 0 | 2 | 14 |
| Dillingham | 11 | 14 | 1 | 0 | 1 | 14 | 41 |
| Fairbanks | 594 | 292 | 82 | 6 | 0 | 21 | 995 |
| Glennallen | 11 | 12 | 2 | 0 | 0 | 1 | 26 |
| Homer | 13 | 30 | 2 | 0 | 0 | 11 | 56 |
| Juneau | 89 | 86 | 13 | 1 | 1 | 52 | 242 |
| Kenai | 126 | 117 | 21 | 5 | 0 | 66 | 335 |
| Ketchikan | 62 | 64 | 12 | 1 | 0 | 27 | 166 |
| Kodiak | 14 | 39 | 7 | 0 | 0 | 13 | 73 |
| Kotzebue | 12 | 16 | 4 | 1 | 1 | 0 | 34 |
| Naknek | 4 | 6 | 2 | 1 | 0 | 2 | 15 |
| Nome | 14 | 11 | 7 | 0 | 0 | 1 | 33 |
| Palmer | 349 | 247 | 80 | 4 | 1 | 149 | 830 |
| Petersburg | 4 | 10 | 0 | 0 | 1 | 3 | 18 |
| Seward | 5 | 11 | 6 | 0 | 0 | 6 | 28 |
| Sitka | 21 | 21 | 0 | 0 | 0 | 10 | 52 |
| Tok | 2 | 3 | 1 | 0 | 0 | 0 | 6 |
| Unalaska | 6 | 2 | 0 | 0 | 0 | 12 | 20 |
| Valdez | 10 | 11 | 1 | 0 | 0 | 3 | 25 |
| Wrangell | 6 | 5 | 0 | 0 | 0 | 0 | 11 |
| Sub-total | 4,154 | 2,497 | 660 | 35 | 10 | 493 | 7,849 |
| General Civil Cases from Other Courts | 8 | 8 | 11 | 0 | 0 | 44 | 71 |
| Total | 4,162 | 2,505 | 671 | 35 | 10 | 537 | 7,920 |
| % of Total | 52.6 | 31.6 | 8.5 | 0.4 | 0.1 | 6.8 | 100.0 |
| 1st District | 203 | 196 | 30 | 2 | 2 | 123 | 556 |
| 2nd District | 33 | 40 | 13 | 1 | 1 | 1 | 89 |
| 3rd District | 3,302 | 1,898 | 524 | 26 | 7 | 357 | 6,114 |
| 4th District | 624 | 371 | 104 | 6 | 0 | 56 | 1,161 |

**District Court Activity
General Civil Dispositions by Manner of Disposition - Other Courts
FY 08**

| Court | Stage of Disposition | | | | | | Total |
|--------------|----------------------|---------------------|---------------------|----------------|---------------|-------|-------|
| | Dismiss / Settle | Default Judgment | Summary Judgment | Court Trial | Jury Trial | Other | |
| Angoon | 0 | 0 | 0 | 0 | 0 | 1 | 1 |
| Aniak | 0 | 0 | 0 | 0 | 0 | 7 | 7 |
| Chevak | 0 | 0 | 0 | 0 | 0 | 1 | 1 |
| Emmonak | 0 | 0 | 0 | 0 | 0 | 0 | 0 |
| Fort Yukon | 0 | 0 | 0 | 0 | 0 | 0 | 0 |
| Galena | 3 | 0 | 0 | 0 | 0 | 0 | 3 |
| Haines | 4 | 2 | 2 | 0 | 0 | 0 | 8 |
| Healy | 0 | 2 | 2 | 0 | 0 | 0 | 4 |
| Hoonah | 0 | 0 | 0 | 0 | 0 | 10 | 10 |
| Kake | 0 | 0 | 0 | 0 | 0 | 6 | 6 |
| McGrath | 0 | 0 | 0 | 0 | 0 | 3 | 3 |
| Nenana | 1 | 1 | 5 | 0 | 0 | 2 | 9 |
| Sand Point | 0 | 2 | 1 | 0 | 0 | 2 | 5 |
| Skagway | 0 | 0 | 0 | 0 | 0 | 3 | 3 |
| St. Marys | 0 | 0 | 0 | 0 | 0 | 1 | 1 |
| St. Paul | 0 | 1 | 0 | 0 | 0 | 1 | 2 |
| Tanana | 0 | 0 | 0 | 0 | 0 | 0 | 0 |
| Unalakleet | 0 | 0 | 1 | 0 | 0 | 0 | 1 |
| Yakutat | 0 | 0 | 0 | 0 | 0 | 7 | 7 |
| Total | 8 | 8 | 11 | 0 | 0 | 44 | 71 |
| % of Total | 11.3 | 11.2 | 15.5 | 0.0 | 0.0 | 62.0 | 100.0 |
| 1st District | 4 | 2 | 2 | 0 | 0 | 27 | 35 |
| 2nd District | 0 | 0 | 1 | 0 | 0 | 0 | 1 |
| 3rd District | 0 | 3 | 1 | 0 | 0 | 3 | 7 |
| 4th District | 4 | 3 | 7 | 0 | 0 | 14 | 28 |

**District Court Activity
Minor Offense Case Dispositions - Superior Court Trial Sites
FY 06 - FY 08**

| Court | FY 06 | FY 07 | FY 08 | Change | |
|---------------------------------------|--------|--------|--------|----------------|----------------|
| | | | | FY 06 to FY 08 | FY 07 to FY 08 |
| Anchorage | 32,314 | 24,771 | 27,349 | -15% | 10% |
| Barrow | 191 | 349 | 299 | 57% | -14% |
| Bethel | 425 | 394 | 463 | 9% | 18% |
| Cordova | 282 | 143 | 135 | -52% | -6% |
| Craig | 288 | 384 | 276 | -4% | -28% |
| Delta Junction | 1,165 | 1,201 | 1,291 | 11% | 7% |
| Dillingham | 252 | 131 | 122 | -52% | -7% |
| Fairbanks | 8,516 | 9,301 | 8,448 | -1% | -9% |
| Glennallen | 1,971 | 1,743 | 1,123 | -43% | -36% |
| Homer | 890 | 900 | 889 | 0% | -1% |
| Juneau | 2,818 | 8,097 | 1,910 | -32% | -76% |
| Kenai | 5,377 | 6,785 | 6,022 | 12% | -11% |
| Ketchikan | 1,397 | 1,662 | 1,039 | -26% | -37% |
| Kodiak | 1,701 | 1,636 | 1,308 | -23% | -20% |
| Kotzebue | 247 | 188 | 215 | -13% | 14% |
| Naknek | 59 | 21 | 53 | -10% | 152% |
| Nome | 205 | 284 | 295 | 44% | 4% |
| Palmer | 15,938 | 16,569 | 16,665 | 5% | 1% |
| Petersburg | 96 | 114 | 100 | 4% | -12% |
| Seward | 1,381 | 2,259 | 2,381 | 72% | 5% |
| Sitka | 647 | 562 | 566 | -13% | 1% |
| Tok | 712 | 754 | 658 | -8% | -13% |
| Unalaska | 146 | 231 | 211 | 45% | -9% |
| Valdez | 455 | 337 | 238 | -48% | -29% |
| Wrangell | 67 | 46 | 27 | -60% | -41% |
| Sub-total | 77,540 | 78,862 | 72,083 | -7% | -9% |
| Minor Offense Cases from Other Courts | 4,674 | 4,057 | 3,646 | -22% | -10% |
| Total | 82,214 | 82,919 | 75,729 | -8% | -9% |
| 1st District | 5,561 | 11,234 | 4,370 | -21% | -61% |
| 2nd District | 836 | 924 | 948 | 13% | 3% |
| 3rd District | 60,808 | 55,571 | 56,514 | -7% | 2% |
| 4th District | 15,009 | 15,190 | 13,897 | -7% | -9% |

**District Court Activity
Minor Offense Case Dispositions - Other Courts
FY 06 - FY 08**

| Court | FY 06 | FY 07 | FY 08 | Change | |
|--------------|--------------|--------------|--------------|----------------|----------------|
| | | | | FY 06 to FY 08 | FY 07 to FY 08 |
| Angoon | 0 | 3 | 28 | N/S | N/S |
| Aniak | 94 | 51 | 17 | -82% | -67% |
| Chevak | 2 | 2 | 0 | N/S | N/S |
| Emmonak | 13 | 28 | 219 | 1585% | 682% |
| Fort Yukon | 34 | 0 | 25 | -26% | N/S |
| Galena | 56 | 18 | 15 | -73% | -17% |
| Haines | 72 | 164 | 195 | 171% | 19% |
| Healy | 3,474 | 2,724 | 1,621 | -53% | -40% |
| Hoonah | 93 | 98 | 61 | -34% | -38% |
| Kake | 4 | 4 | 11 | N/S | N/S |
| McGrath | 29 | 15 | 17 | -41% | 13% |
| Nenana | 441 | 665 | 1,105 | 151% | 66% |
| Sand Point | 29 | 43 | 14 | -52% | -67% |
| Skagway | 30 | 14 | 92 | 207% | 557% |
| St. Marys | 48 | 37 | 18 | -62% | -51% |
| St. Paul | 13 | 2 | 4 | N/S | N/S |
| Tanana | 0 | 0 | 0 | N/S | N/S |
| Unalakleet | 193 | 103 | 139 | -28% | 35% |
| Yakutat | 49 | 86 | 65 | 33% | -24% |
| Total | 4,674 | 4,057 | 3,646 | -22% | -10% |
| 1st District | 248 | 369 | 452 | 82% | 22% |
| 2nd District | 193 | 103 | 139 | -28% | 35% |
| 3rd District | 42 | 45 | 18 | -57% | -60% |
| 4th District | 4,191 | 3,540 | 3,037 | -28% | -14% |

N/S - Numbers 10 or less are not compared statistically

**District Court Activity
Minor Offense Case Dispositions by Case Type - Superior Court Trial Sites
FY 08**

| Court | Case Types | | | | | | | Total |
|---------------------------------------|------------|----------|----------------------|------------|-----------------|-------------|-------|--------|
| | Equip-ment | Speeding | Imp. Driver Behavior | Maneu-vers | Alcohol / Drugs | Fish & Game | Other | |
| Anchorage | 5,620 | 5,389 | 9,119 | 5,452 | 143 | 194 | 1,432 | 27,349 |
| Barrow | 11 | 54 | 3 | 43 | 22 | 7 | 159 | 299 |
| Bethel | 174 | 5 | 37 | 7 | 2 | 46 | 192 | 463 |
| Cordova | 18 | 9 | 38 | 8 | 2 | 18 | 42 | 135 |
| Craig | 31 | 31 | 23 | 5 | 0 | 41 | 145 | 276 |
| Delta Junction | 141 | 600 | 321 | 28 | 1 | 13 | 187 | 1,291 |
| Dillingham | 6 | 5 | 5 | 5 | 0 | 29 | 72 | 122 |
| Fairbanks | 2,033 | 2,168 | 2,307 | 1,375 | 163 | 82 | 320 | 8,448 |
| Glennallen | 50 | 768 | 193 | 7 | 9 | 5 | 91 | 1,123 |
| Homer | 284 | 213 | 192 | 55 | 10 | 63 | 72 | 889 |
| Juneau | 46 | 157 | 709 | 11 | 2 | 120 | 865 | 1,910 |
| Kenai | 1,614 | 1,647 | 1,505 | 453 | 49 | 377 | 377 | 6,022 |
| Ketchikan | 205 | 79 | 129 | 57 | 6 | 42 | 521 | 1,039 |
| Kodiak | 456 | 135 | 420 | 116 | 14 | 67 | 100 | 1,308 |
| Kotzebue | 8 | 19 | 7 | 14 | 1 | 0 | 166 | 215 |
| Naknek | 0 | 5 | 9 | 1 | 0 | 16 | 22 | 53 |
| Nome | 55 | 8 | 61 | 22 | 30 | 21 | 98 | 295 |
| Palmer | 4,022 | 3,585 | 5,907 | 1,458 | 149 | 433 | 1,111 | 16,665 |
| Petersburg | 13 | 10 | 2 | 2 | 0 | 18 | 55 | 100 |
| Seward | 248 | 1,111 | 611 | 139 | 21 | 58 | 193 | 2,381 |
| Sitka | 227 | 14 | 22 | 16 | 5 | 84 | 198 | 566 |
| Tok | 88 | 358 | 83 | 16 | 5 | 29 | 79 | 658 |
| Unalaska | 31 | 30 | 24 | 25 | 0 | 11 | 90 | 211 |
| Valdez | 6 | 26 | 118 | 6 | 3 | 7 | 72 | 238 |
| Wrangell | 2 | 1 | 0 | 0 | 0 | 8 | 16 | 27 |
| Sub-total | 15,389 | 16,427 | 21,845 | 9,321 | 637 | 1,789 | 6,675 | 72,083 |
| Minor Offense Cases from Other Courts | 344 | 1,764 | 534 | 37 | 9 | 27 | 931 | 3,646 |
| Total | 15,733 | 18,191 | 22,379 | 9,358 | 646 | 1,816 | 7,606 | 75,729 |
| % of Total | 20.8 | 24.0 | 29.5 | 12.4 | 0.9 | 2.4 | 10.0 | 100.0 |
| 1st District | 573 | 311 | 899 | 94 | 15 | 327 | 2,151 | 4,370 |
| 2nd District | 144 | 81 | 72 | 80 | 53 | 30 | 488 | 948 |
| 3rd District | 12,355 | 12,928 | 18,141 | 7,728 | 400 | 1,278 | 3,684 | 56,514 |
| 4th District | 2,661 | 4,871 | 3,267 | 1,456 | 178 | 181 | 1,283 | 13,897 |

**District Court Activity
Minor Offense Case Dispositions by Case Type - Other Courts
FY 08**

| Court | Case Types | | | | | | | Total |
|--------------|----------------|--------------|-------------------------|----------------|--------------------|----------------|------------|--------------|
| | Equip- ment | Speeding | Imp. Driver Behavior | Maneu- vers | Alcohol / Drugs | Fish & Game | Other | |
| Angoon | 0 | 0 | 0 | 0 | 0 | 0 | 28 | 28 |
| Aniak | 0 | 0 | 0 | 0 | 0 | 0 | 17 | 17 |
| Chevak | 0 | 0 | 0 | 0 | 0 | 0 | 0 | 0 |
| Emmonak | 0 | 0 | 0 | 0 | 0 | 0 | 219 | 219 |
| Fort Yukon | 0 | 0 | 0 | 3 | 1 | 0 | 21 | 25 |
| Galena | 0 | 1 | 3 | 0 | 1 | 3 | 7 | 15 |
| Haines | 49 | 19 | 14 | 3 | 2 | 14 | 94 | 195 |
| Healy | 169 | 1,014 | 323 | 11 | 3 | 5 | 96 | 1,621 |
| Hoonah | 0 | 0 | 0 | 0 | 0 | 0 | 61 | 61 |
| Kake | 0 | 0 | 0 | 0 | 0 | 0 | 11 | 11 |
| McGrath | 0 | 0 | 0 | 0 | 0 | 0 | 17 | 17 |
| Nenana | 56 | 725 | 193 | 16 | 2 | 3 | 110 | 1,105 |
| Sand Point | 0 | 5 | 0 | 3 | 0 | 0 | 6 | 14 |
| Skagway | 0 | 0 | 0 | 0 | 0 | 0 | 92 | 92 |
| St. Marys | 0 | 0 | 0 | 0 | 0 | 0 | 18 | 18 |
| St. Paul | 0 | 0 | 0 | 0 | 0 | 0 | 4 | 4 |
| Tanana | 0 | 0 | 0 | 0 | 0 | 0 | 0 | 0 |
| Unalakleet | 70 | 0 | 1 | 1 | 0 | 2 | 65 | 139 |
| Yakutat | 0 | 0 | 0 | 0 | 0 | 0 | 65 | 65 |
| Total | 344 | 1,764 | 534 | 37 | 9 | 27 | 931 | 3,646 |
| % of Total | 9.4 | 48.4 | 14.6 | 1.0 | 0.3 | 0.8 | 25.5 | 100.0 |
| 1st District | 49 | 19 | 14 | 3 | 2 | 14 | 351 | 452 |
| 2nd District | 70 | 0 | 1 | 1 | 0 | 2 | 65 | 139 |
| 3rd District | 0 | 5 | 0 | 3 | 0 | 0 | 10 | 18 |
| 4th District | 225 | 1,740 | 519 | 30 | 7 | 11 | 505 | 3,037 |

**District Courts
Minor Offense Case Types
FY 08**

Equipment

Equipment / Vehicles - Registrations, Defects and Misuse

Speeding

Improper Driver Behavior

Duties Failed - Requirements Not Met

Maneuvers - Illegal or Improper

Failure to Obey

Following Improperly

Improper Lane or Location

Passing

Reckless, Careless or Negligent Driving

Failure to Yield

Failure to Signal

Improper Turns

Wrong Way or Side

Miscellaneous Maneuvers

Alcohol and Drug

Controlled Substance Violations

Fish and Game

Unclassified Offenses

ZZZ -Tickets with 0 points added to record

Littering

Duty Failure

Curfew

Dog Tickets

Tobacco

Boat Safety

In FY07 the Alaska Court System changed the way it categorizes minor offenses for annual reporting. The traffic categories now conform to the American Association of Motor Vehicle Administrators (AAMVA) Code Dictionary. This change is intended to make Alaska's statistics easier to compile, understand and compare to those of other jurisdictions.

Deliberately left blank

**Population Trends
Superior Court Trial Sites
FY08**

| Court | Community Population | | | Change 2000 to 2007 | % of Statewide Total |
|--------------------------------------|---------------------------------|----------------------------------|--------|---------------------------|----------------------------|
| | U.S. Census 2000 rev. 1/1/03 | Dept. of Labor Est. July 2007 | Change | | |
| Anchorage | 261,634 | 285,088 | 23,454 | 9.0% | 42.1% |
| Barrow | 7,385 | 6,748 | -637 | -8.6% | 1.0% |
| Bethel | 14,424 | 15,411 | 987 | 6.8% | 2.3% |
| Cordova | 2,454 | 2,192 | -262 | -10.7% | 0.3% |
| Craig | 4,483 | 3,821 | -662 | -14.8% | 0.6% |
| Delta Junction | 3,942 | 4,812 | 870 | 22.1% | 0.7% |
| Dillingham | 4,922 | 4,792 | -130 | -2.6% | 0.7% |
| Fairbanks | 83,074 | 91,160 | 8,086 | 9.7% | 13.5% |
| Glennallen | 3,231 | 3,325 | 94 | 2.9% | 0.5% |
| Homer | 12,736 | 13,286 | 550 | 4.3% | 2.0% |
| Juneau | 31,365 | 30,879 | -486 | -1.5% | 4.5% |
| Kenai | 31,365 | 33,514 | 2,149 | 6.9% | 4.9% |
| Ketchikan | 15,635 | 14,595 | -1,040 | -6.7% | 2.2% |
| Kodiak | 13,913 | 13,568 | -345 | -2.5% | 2.0% |
| Kotzebue | 7,208 | 7,396 | 188 | 2.6% | 1.1% |
| Naknek | 3,081 | 2,573 | -508 | -16.5% | 0.4% |
| Nome | 6,694 | 6,873 | 179 | 2.7% | 1.0% |
| Palmer | 59,322 | 80,056 | 20,734 | 35.0% | 11.8% |
| Petersburg | 3,506 | 3,355 | -151 | -4.3% | 0.5% |
| Seward | 5,539 | 5,502 | -37 | -0.7% | 0.8% |
| Sitka | 9,111 | 8,831 | -280 | -3.1% | 1.3% |
| Tok | 2,232 | 2,217 | -15 | -0.7% | 0.3% |
| Unalaska | 5,494 | 4,822 | -672 | -12.2% | 0.7% |
| Valdez | 4,242 | 3,833 | -409 | -9.6% | 0.6% |
| Wrangell | 2,488 | 2,139 | -349 | -14.0% | 0.3% |
| Sub-total | 599,480 | 650,788 | 51,308 | 8.6% | 96.1% |
| Population from other Communities | 27,451 | 26,199 | -1,252 | -4.6% | 3.9% |
| Total | 626,931 | 676,987 | 50,056 | 8.0% | 100.0% |
| 1st District | 73,082 | 69,328 | -3,754 | -5.1% | 10.2% |
| 2nd District | 23,789 | 23,653 | -136 | -0.6% | 3.5% |
| 3rd District | 409,569 | 454,104 | 44,535 | 10.9% | 67.1% |
| 4th District | 120,491 | 129,902 | 9,411 | 7.8% | 19.2% |

**Population Trends
Other Courts
FY 08**

| Court | Community Population | | | Change 2000 to 2007 | % of Statewide Total |
|--------------|---------------------------------|----------------------------------|---------------|---------------------------|----------------------------|
| | U.S. Census 2000 rev. 1/1/03 | Dept. of Labor Est. July 2007 | Change | | |
| Angoon | 572 | 478 | -94 | -16.4% | 0.1% |
| Aniak | 2,296 | 2,013 | -283 | -12.3% | 0.3% |
| Chevak | 2,257 | 2,621 | 364 | 16.1% | 0.4% |
| Emmonak | 2,185 | 2,219 | 34 | 1.6% | 0.3% |
| Fort Yukon | 1,289 | 1,188 | -101 | -7.8% | 0.2% |
| Galena | 2,016 | 1,811 | -205 | -10.2% | 0.3% |
| Haines | 2,531 | 2,358 | -173 | -6.8% | 0.4% |
| Healy | 1,460 | 1,442 | -18 | -1.2% | 0.2% |
| Hoonah | 1,011 | 871 | -140 | -13.8% | 0.1% |
| Kake | 710 | 535 | -175 | -24.6% | 0.1% |
| McGrath | 602 | 477 | -125 | -20.8% | 0.1% |
| Nenana | 1,820 | 1,519 | -301 | -16.5% | 0.2% |
| Sand Point | 952 | 992 | 40 | 4.2% | 0.1% |
| Skagway | 862 | 845 | -17 | -2.0% | 0.1% |
| St. Marys | 2,586 | 2,755 | 169 | 6.5% | 0.4% |
| St. Paul | 684 | 561 | -123 | -18.0% | 0.1% |
| Tanana | 308 | 257 | -51 | -16.6% | 0.0% |
| Unalakleet | 2,502 | 2,636 | 134 | 5.4% | 0.4% |
| Yakutat | 808 | 621 | -187 | -23.1% | 0.1% |
| Total | 27,451 | 26,199 | -1,252 | -4.6% | 3.9% |

**Distribution of Population, Police and Lawyers
Superior Court Trial Sites
FY08**

| Court | Population Dept. of Labor Est. July 2007 | Total Number of Police | Police per Thousand Population | Total Number of Lawyers | Lawyers per Thousand Population |
|--------------------------------------|---------------------------------------------------------|---------------------------------------|-----------------------------------------------|----------------------------------------|------------------------------------------------|
| Anchorage | 285,088 | 466 | 1.6 | 2,001 | 7.0 |
| Barrow | 6,748 | 37 | 5.5 | 10 | 1.5 |
| Bethel | 15,411 | 24 | 1.6 | 32 | 2.1 |
| Cordova | 2,192 | 8 | 3.6 | 5 | 2.3 |
| Craig | 3,821 | 12 | 3.1 | 0 | - |
| Delta Junction | 4,812 | 6 | 1.2 | 4 | 0.8 |
| Dillingham | 4,792 | 14 | 2.9 | 9 | 1.9 |
| Fairbanks | 91,160 | 111 | 1.2 | 259 | 2.8 |
| Glennallen | 3,325 | 6 | 1.8 | 0 | - |
| Homer | 13,286 | 19 | 1.4 | 20 | 1.5 |
| Juneau | 30,879 | 45 | 1.5 | 299 | 9.7 |
| Kenai | 33,514 | 64 | 1.9 | 77 | 2.3 |
| Ketchikan | 14,595 | 40 | 2.7 | 48 | 3.3 |
| Kodiak | 13,568 | 35 | 2.6 | 28 | 2.1 |
| Kotzebue | 7,396 | 14 | 1.9 | 4 | 0.5 |
| Naknek | 2,573 | 11 | 4.3 | 1 | 0.4 |
| Nome | 6,873 | 19 | 2.8 | 16 | 2.3 |
| Palmer | 80,056 | 105 | 1.3 | 140 | 1.7 |
| Petersburg | 3,355 | 11 | 3.3 | 4 | 1.2 |
| Seward | 5,502 | 17 | 3.1 | 8 | 1.5 |
| Sitka | 8,831 | 29 | 3.3 | 27 | 3.1 |
| Tok | 2,217 | 6 | 2.7 | 1 | 0.5 |
| Unalaska | 4,822 | 19 | 3.9 | 1 | 0.2 |
| Valdez | 3,833 | 9 | 2.3 | 3 | 0.8 |
| Wrangell | 2,139 | 8 | 3.7 | 1 | 0.5 |
| Sub-total | 650,788 | 1,135 | 1.7 | 2,998 | 4.6 |
| Statistics from Other Communities | 26,199 | 56 | 2.1 | 7 | 0.3 |
| Total | 676,987 | 1,191 | 1.8 | 3,005 | 4.4 |
| 1st District | 69,328 | 164 | 2.4 | 385 | 5.6 |
| 2nd District | 23,653 | 72 | 3.0 | 31 | 1.3 |
| 3rd District | 454,104 | 779 | 1.7 | 2,293 | 5.0 |
| 4th District | 129,902 | 176 | 1.4 | 296 | 2.3 |

Note: Police statistics were obtained from the Department of Public Safety and Alaska Police Standards Council (March 2009) and lawyer statistics were obtained from the Alaska Bar Association (March 2009).

**Distribution of Population, Police and Lawyers
Other Courts
FY 08**

| Court | Population Dept. of Labor Est. July 2007 | Total Number of Police | Police per Thousand Population | Total Number of Lawyers | Lawyers per Thousand Population |
|--------------|---------------------------------------------------------|---------------------------------------|-----------------------------------------------|----------------------------------------|------------------------------------------------|
| Angoon | 478 | 0 | - | 0 | - |
| Aniak | 2,013 | 5 | 2.5 | 0 | - |
| Chevak | 2,621 | 2 | 0.8 | 0 | - |
| Emmonak | 2,219 | 3 | 1.4 | 0 | - |
| Fort Yukon | 1,188 | 1 | 0.8 | 0 | - |
| Galena | 1,811 | 5 | 2.8 | 0 | - |
| Haines | 2,358 | 4 | 1.7 | 5 | 2.1 |
| Healy | 1,442 | 4 | 2.8 | 0 | - |
| Hoonah | 871 | 3 | 3.4 | 0 | - |
| Kake | 535 | 2 | 3.7 | 0 | - |
| McGrath | 477 | 2 | 4.2 | 0 | - |
| Nenana | 1,519 | 3 | 2.0 | 0 | - |
| Sand Point | 992 | 3 | 3.0 | 0 | - |
| Skagway | 845 | 6 | 7.1 | 0 | - |
| St. Marys | 2,755 | 4 | 1.5 | 0 | - |
| St. Paul | 561 | 3 | 5.3 | 0 | - |
| Tanana | 257 | 0 | - | 0 | - |
| Unalakleet | 2,636 | 2 | 0.8 | 1 | 0.4 |
| Yakutat | 621 | 4 | 6.4 | 1 | 1.6 |
| Total | 26,199 | 56 | 2.1 | 7 | 0.3 |

Note: Police statistics were obtained from the Department of Public Safety and Alaska Police Standards Council (March 2009) and lawyer statistics were obtained from the Alaska Bar Association (March 2009).

**Authorized Judicial Positions
Superior Court Trial Sites
FY 08**

| Court | Superior Court Judges | District Court Judges | Magistrates | Masters | Total¹ | % of Statewide Total |
|-----------------------------|------------------------------|------------------------------|--------------------|----------------|--------------------------|-----------------------------|
| Anchorage | 15 | 9 | 6 | 6 | 36 | 27.6% |
| Barrow | 1 | | 1 | | 2 | 1.5% |
| Bethel | 2 | 1 | 1 | | 4 | 3.1% |
| Cordova | | | 1 | | 1 | 0.8% |
| Craig | | | 1 | | 1 | 0.8% |
| Delta Junction | | | 1 | | 1 | 0.8% |
| Dillingham | 1 | | 1 | | 2 | 1.5% |
| Fairbanks | 6 | 3 | 1 | 3 | 13 | 10.0% |
| Glennallen | | | 1 | | 1 | 0.8% |
| Homer | | 1 | | | 1 | 0.8% |
| Juneau | 2 | 1 | 1 | | 4 | 3.1% |
| Kenai | 3 | 1 | 2 | | 6 | 4.6% |
| Ketchikan | 2 | 1 | 1 | | 4 | 3.1% |
| Kodiak | 1 | | 1 | | 2 | 1.5% |
| Kotzebue | 1 | | 1 | | 2 | 1.5% |
| Naknek | | | 1 | | 1 | 0.8% |
| Nome | 1 | | 1 | | 2 | 1.5% |
| Palmer | 4 | 3 | 1 | | 8 | 6.1% |
| Petersburg | | | 1 | | 1 | 0.8% |
| Seward | | | 1 | | 1 | 0.8% |
| Sitka | 1 | | 1 | | 2 | 1.5% |
| Tok | | | 1 | | 1 | 0.8% |
| Unalaska | | | 1 | | 1 | 0.8% |
| Valdez | | 1 | | | 1 | 0.8% |
| Wrangell | | | 1 | | 1 | 0.8% |
| Sub-total | 40 | 21 | 29 | 9 | 99 | 76.2% |
| Positions from Other Courts | 0 | 0 | 31 | 0 | 31 | 23.8% |
| Total | 40 | 21 | 60 | 9 | 130 | 100.0% |
| 1st District | 5 | 2 | 12 | 0 | 19 | 14.6% |
| 2nd District | 3 | 0 | 9 | 0 | 12 | 9.2% |
| 3rd District | 24 | 15 | 21 | 6 | 66 | 50.8% |
| 4th District | 8 | 4 | 18 | 3 | 33 | 25.4% |

¹Does not include temporary positions used for pro tem judges.

**Authorized Judicial Positions
Other Courts
FY 08**

| Court | Superior Court Judges | District Court Judges | Magistrates | Masters | Total | % of Statewide Total² |
|--------------------|------------------------------|------------------------------|--------------------|----------------|--------------|-----------------------------------------|
| Angoon | | | 1 | | 1 | 0.8% |
| Aniak | | | 1 | | 1 | 0.8% |
| Chevak | | | 1 | | 1 | 0.8% |
| Emmonak | | | 1 | | 1 | 0.8% |
| Fort Yukon | | | 1 | | 1 | 0.8% |
| Galena | | | 1 | | 1 | 0.8% |
| Haines | | | 1 | | 1 | 0.8% |
| Healy | | | 1 | | 1 | 0.8% |
| Hoonah | | | 1 | | 1 | 0.8% |
| Kake | | | 1 | | 1 | 0.8% |
| McGrath | | | Served by Aniak | | | 0.0% |
| Nenana | | | Served by Healy | | | 0.0% |
| Sand Point | | | Served by Valdez | | | 0.0% |
| Skagway | | | 1 | | 1 | 0.8% |
| St. Marys | | | 1 | | 1 | 0.8% |
| St. Paul | | | Served by Seward | | | 0.0% |
| Tanana | | | Served by Galena | | | 0.0% |
| Unalakleet | | | 1 | | 1 | 0.8% |
| Yakutat | | | 1 | | 1 | 0.8% |
| Other ¹ | | | 17 | | 17 | 13.1% |
| Total | 0 | 0 | 31 | 0 | 31 | 23.8% |

¹Magistrate positions authorized for communities currently served by judicial officers from other court locations.

²Rounded percentages do not equal the summed total.

**Authorized Non-Judicial Positions
Superior Court Trial Sites
FY 08**

| Court | Positions by Range (Includes part-time positions) | | | | | % of Statewide Total |
|-----------------------------|---------------------------------------------------|---------------|---------------|---------|-------|----------------------|
| | Below 10 | 10 Through 12 | 13 Through 16 | Over 16 | Total | |
| Anchorage | 12 | 145 | 40 | 14 | 211 | 43.1% |
| Barrow | | 4 | 3 | 1 | 8 | 1.6% |
| Bethel | | 11 | 3 | 1 | 15 | 3.1% |
| Cordova | | 1 | 1 | | 2 | 0.4% |
| Craig | | 2 | 1 | | 3 | 0.6% |
| Delta Junction | | 1 | | | 1 | 0.2% |
| Dillingham | | 3 | 2 | | 5 | 1.0% |
| Fairbanks | 4 | 48 | 16 | 6 | 74 | 15.1% |
| Glennallen | | 1 | 1 | | 2 | 0.4% |
| Homer | | 4 | 1 | | 5 | 1.0% |
| Juneau | | 20 | 5 | 3 | 28 | 5.7% |
| Kenai | | 21 | 4 | 1 | 26 | 5.3% |
| Ketchikan | | 11 | 3 | 2 | 16 | 3.3% |
| Kodiak | | 7 | 2 | | 9 | 1.8% |
| Kotzebue | | 5 | 2 | | 7 | 1.4% |
| Naknek | | | | | 0 | 0.0% |
| Nome | | 5 | 2 | 1 | 8 | 1.6% |
| Palmer | | 33 | 7 | 1 | 41 | 8.4% |
| Petersburg | | 1 | 1 | | 2 | 0.4% |
| Seward | | 3 | 1 | | 4 | 0.8% |
| Sitka | | 4 | 2 | | 6 | 1.2% |
| Tok | | 1 | | | 1 | 0.2% |
| Unalaska | | 1 | 1 | | 2 | 0.4% |
| Valdez | | 1 | 1 | | 2 | 0.4% |
| Wrangell | | 2 | | | 2 | 0.4% |
| Sub-total | 16 | 335 | 99 | 30 | 480 | 97.8% |
| Positions from Other Courts | 1 | 10 | 0 | 0 | 11 | 2.2% |
| Total | 17 | 345 | 99 | 30 | 491 | 100.0% |
| 1st District | 0 | 43 | 12 | 5 | 60 | 12.2% |
| 2nd District | 0 | 14 | 7 | 2 | 23 | 4.7% |
| 3rd District | 13 | 220 | 61 | 16 | 310 | 63.1% |
| 4th District | 4 | 68 | 19 | 7 | 98 | 20.0% |

**Authorized Non-Judicial Positions
Other Courts
FY 08**

| Court | Positions by Range (Includes part-time positions) | | | | | % of Statewide Total |
|--------------------|---------------------------------------------------|---------------|---------------|----------|-----------|----------------------|
| | Below 10 | 10 Through 12 | 13 Through 16 | Over 16 | Total | |
| Angoon | | | | | 0 | 0.0% |
| Aniak | | 1 | | | 1 | 0.2% |
| Chevak | | 1 | | | 1 | 0.2% |
| Emmonak | | 1 | | | 1 | 0.2% |
| Fort Yukon | | | | | 0 | 0.0% |
| Galena | | 1 | | | 1 | 0.2% |
| Haines | | 1 | | | 1 | 0.2% |
| Healy | | 1 | | | 1 | 0.2% |
| Hoonah | | 1 | | | 1 | 0.2% |
| Kake | | 1 | | | 1 | 0.2% |
| McGrath | | | | | 0 | 0.0% |
| Nenana | | 1 | | | 1 | 0.2% |
| Sand Point | | | | | 0 | 0.0% |
| Skagway | | | | | 0 | 0.0% |
| St. Marys | | 1 | | | 1 | 0.2% |
| St. Paul | | | | | 0 | 0.0% |
| Tanana | | | | | 0 | 0.0% |
| Unalakleet | | | | | 0 | 0.0% |
| Yakutat | | | | | 0 | 0.0% |
| Other ¹ | 1 | | | | 1 | 0.2% |
| Total | 1 | 10 | 0 | 0 | 11 | 2.2% |

¹ Other authorized court locations.

Operating Costs (Thousands of Dollars)
Superior Court Trial Sites
FY 08

| Court | Personnel | Other ¹ | Total | % of Statewide Total | Dollar Cost Per Case Filed | |
|-----------------------------------|------------|--------------------|------------|----------------------|----------------------------|---------------------|
| | | | | | All Filings | Non-Traffic Filings |
| Anchorage | \$19,290.1 | \$4,847.0 | \$24,137.1 | 37.4% | \$373 | \$669 |
| Barrow | \$977.1 | 566.5 | 1,543.6 | 2.4% | 1,235 | 1,590 |
| Bethel | \$1,950.4 | 996.0 | 2,946.4 | 4.6% | 1,055 | 1,272 |
| Cordova | \$191.1 | 134.9 | 326.0 | 0.5% | 967 | 1,475 |
| Craig | \$226.6 | 143.3 | 369.9 | 0.6% | 447 | 644 |
| Delta Junction | \$180.8 | 20.4 | 201.2 | 0.3% | 130 | 811 |
| Dillingham | \$776.1 | 295.6 | 1,071.7 | 1.7% | 1,001 | 1,195 |
| Fairbanks | \$7,655.8 | 1,659.6 | 9,315.4 | 14.4% | 506 | 921 |
| Glennallen | \$264.8 | 124.1 | 388.9 | 0.6% | 273 | 1,301 |
| Homer | \$530.6 | 165.6 | 696.2 | 1.1% | 361 | 685 |
| Juneau | \$2,588.8 | 1,133.1 | 3,721.9 | 5.8% | 667 | 958 |
| Kenai | \$2,236.7 | 602.1 | 2,838.8 | 4.4% | 276 | 659 |
| Ketchikan | \$1,846.6 | 168.9 | 2,015.5 | 3.1% | 611 | 869 |
| Kodiak | \$1,200.2 | 105.8 | 1,306.0 | 2.0% | 499 | 1,002 |
| Kotzebue | \$892.5 | 217.5 | 1,110.0 | 1.7% | 684 | 801 |
| Naknek | \$110.9 | 57.0 | 167.9 | 0.3% | 394 | 474 |
| Nome | \$1,071.1 | 336.5 | 1,407.6 | 2.2% | 730 | 909 |
| Palmer | \$4,483.7 | 870.2 | 5,353.9 | 8.3% | 235 | 730 |
| Petersburg | \$210.7 | 196.3 | 407.0 | 0.6% | 1,063 | 1,352 |
| Seward | \$381.7 | 265.1 | 646.8 | 1.0% | 202 | 1,050 |
| Sitka | \$695.9 | 98.1 | 794.0 | 1.2% | 514 | 792 |
| Tok | \$143.1 | 174.6 | 317.7 | 0.5% | 407 | 1,746 |
| Unalaska | \$152.0 | 191.7 | 343.7 | 0.5% | 492 | 772 |
| Valdez | \$511.5 | 41.4 | 552.9 | 0.9% | 864 | 1,326 |
| Wrangell | \$199.7 | 101.4 | 301.1 | 0.5% | 1,255 | 1,491 |
| Sub-total | \$48,768.5 | \$13,512.7 | \$62,281.2 | 96.6% | \$414 | \$795 |
| Operating Costs from Other Courts | \$1,592.1 | \$625.5 | \$2,217.6 | 3.4% | \$399 | \$871 |
| Total ² | \$50,360.6 | \$14,138.2 | \$64,498.8 | 100.0% | \$414 | \$797 |
| 1st District | \$6,241.9 | \$2,071.8 | \$8,313.7 | 12.9% | \$650 | \$951 |
| 2nd District | \$3,051.4 | \$1,140.4 | \$4,191.8 | 6.5% | \$830 | \$1,046 |
| 3rd District | \$30,129.4 | \$7,745.3 | \$37,874.7 | 58.7% | \$343 | \$707 |
| 4th District | \$10,937.9 | \$3,180.7 | \$14,118.6 | 21.9% | \$510 | \$965 |

¹ "Other" includes contractual services, travel, equipment, and supplies.

² Total excludes \$392,600 in grant funds, \$210,400 Mental Health Trust Authority Receipts, and \$820,900 for interagency receipts which are not allocable to a specific court location.

Operating Costs (Thousands of Dollars)
Other Courts
FY 08

| Court | Personnel | Other ¹ | Total | % of Statewide Total | Dollar Cost Per Case Filed | |
|--------------|------------------|--------------------|------------------|----------------------|----------------------------|---------------------|
| | | | | | All Filings | Non-Traffic Filings |
| Angoon | \$36.2 | \$35.7 | \$71.9 | 0.1% | \$899 | \$1,598 |
| Aniak | \$154.0 | 45.8 | 199.8 | 0.3% | 934 | 1,030 |
| Chevak | \$146.5 | 27.2 | 173.7 | 0.3% | 461 | 461 |
| Emmonak | \$183.1 | 44.6 | 227.7 | 0.4% | 482 | 929 |
| Fort Yukon | \$75.2 | 14.8 | 90.0 | 0.1% | 687 | 709 |
| Galena | \$145.4 | 45.0 | 190.4 | 0.3% | 877 | 933 |
| Haines | \$109.4 | 61.4 | 170.8 | 0.3% | 452 | 1,011 |
| Healy | \$133.6 | 49.9 | 183.5 | 0.3% | 116 | 1,266 |
| Hoonah | \$108.6 | 27.5 | 136.1 | 0.2% | 932 | 1,479 |
| Kake | \$102.1 | 35.0 | 137.1 | 0.2% | 3,515 | 4,155 |
| McGrath | \$0.0 | 15.3 | 15.3 | 0.0% | 312 | 414 |
| Nenana | \$14.1 | 33.8 | 47.9 | 0.1% | 61 | 389 |
| Sand Point | \$0.0 | 30.1 | 30.1 | 0.0% | 174 | 194 |
| Skagway | \$40.3 | 26.4 | 66.7 | 0.1% | 454 | 1,551 |
| St. Marys | \$155.9 | 49.7 | 205.6 | 0.3% | 688 | 711 |
| St. Paul | \$0.0 | 14.7 | 14.7 | 0.0% | 193 | 204 |
| Tanana | \$0.0 | 4.0 | 4.0 | 0.0% | 182 | 182 |
| Unalakleet | \$110.7 | 19.9 | 130.6 | 0.2% | 520 | 1,268 |
| Yakutat | 77.0 | 44.7 | 121.7 | 0.2% | 951 | 1,690 |
| Total | \$1,592.1 | \$625.5 | \$2,217.6 | 3.4% | \$399 | \$871 |

¹ "Other" includes contractual services, travel, equipment, and supplies.

**Distribution of Population, Costs, Judicial Positions, Filings, and Dispositions
Superior Court Trial Sites
FY 08**

| Court | Percentage of Statewide Statistics | | | | |
|-------------------------------|------------------------------------|-----------------|--------------------|--------------|-------------------|
| | Population | Operating Costs | Judicial Positions | Case Filings | Case Dispositions |
| Anchorage | 42.1% | 37.4% | 27.6% | 41.5% | 40.4% |
| Barrow | 1.0% | 2.4% | 1.5% | 0.8% | 0.8% |
| Bethel | 2.3% | 4.6% | 3.1% | 1.8% | 1.8% |
| Cordova | 0.3% | 0.5% | 0.8% | 0.2% | 0.2% |
| Craig | 0.6% | 0.6% | 0.8% | 0.5% | 0.5% |
| Delta Junction | 0.7% | 0.3% | 0.8% | 1.0% | 1.0% |
| Dillingham | 0.7% | 1.7% | 1.5% | 0.7% | 0.7% |
| Fairbanks | 13.5% | 14.4% | 10.0% | 11.8% | 11.9% |
| Glennallen | 0.5% | 0.6% | 0.8% | 0.9% | 0.9% |
| Homer | 2.0% | 1.1% | 0.8% | 1.2% | 1.1% |
| Juneau | 4.5% | 5.8% | 3.1% | 3.6% | 3.7% |
| Kenai | 4.9% | 4.4% | 4.6% | 6.6% | 6.7% |
| Ketchikan | 2.2% | 3.1% | 3.1% | 2.1% | 2.2% |
| Kodiak | 2.0% | 2.0% | 1.5% | 1.7% | 1.7% |
| Kotzebue | 1.1% | 1.7% | 1.5% | 1.0% | 1.0% |
| Naknek | 0.4% | 0.3% | 0.8% | 0.3% | 0.2% |
| Nome | 1.0% | 2.2% | 1.5% | 1.2% | 1.2% |
| Palmer | 11.8% | 8.3% | 6.1% | 14.7% | 15.2% |
| Petersburg | 0.5% | 0.6% | 0.8% | 0.2% | 0.3% |
| Seward | 0.8% | 1.0% | 0.8% | 2.1% | 2.0% |
| Sitka | 1.3% | 1.2% | 1.5% | 1.0% | 1.0% |
| Tok | 0.3% | 0.5% | 0.8% | 0.5% | 0.6% |
| Unalaska | 0.7% | 0.5% | 0.8% | 0.4% | 0.4% |
| Valdez | 0.6% | 0.9% | 0.8% | 0.4% | 0.4% |
| Wrangell | 0.3% | 0.5% | 0.8% | 0.2% | 0.1% |
| Sub-total | 96.1% | 96.6% | 76.2% | 96.4% | 96.0% |
| Percentages from Other Courts | 3.9% | 3.4% | 23.8% | 3.6% | 4.0% |
| Total | 100.0% | 100.0% | 100.0% | 100.0% | 100.0% |
| 1st District | 10.2% | 12.9% | 14.6% | 8.2% | 8.5% |
| 2nd District | 3.5% | 6.5% | 9.2% | 3.2% | 3.2% |
| 3rd District | 67.1% | 58.7% | 50.8% | 70.8% | 69.9% |
| 4th District | 19.2% | 21.9% | 25.4% | 17.8% | 18.4% |

**Distribution of Population, Costs, Judicial Positions, Filings, and Dispositions
Other Courts
FY 08**

| Court | Percentage of Statewide Statistics | | | | |
|--------------------|------------------------------------|-----------------|---------------------------------|--------------|-------------------|
| | Population | Operating Costs | Judicial Positions ² | Case Filings | Case Dispositions |
| Angoon | 0.1% | 0.1% | 0.8% | 0.1% | 0.1% |
| Aniak | 0.3% | 0.3% | 0.8% | 0.1% | 0.1% |
| Chevak | 0.4% | 0.3% | 0.8% | 0.2% | 0.2% |
| Emmonak | 0.3% | 0.4% | 0.8% | 0.3% | 0.3% |
| Fort Yukon | 0.2% | 0.1% | 0.8% | 0.1% | 0.1% |
| Galena | 0.3% | 0.3% | 0.8% | 0.1% | 0.1% |
| Haines | 0.4% | 0.3% | 0.8% | 0.2% | 0.2% |
| Healy | 0.2% | 0.3% | 0.8% | 1.1% | 1.2% |
| Hoonah | 0.1% | 0.2% | 0.8% | 0.1% | 0.1% |
| Kake | 0.1% | 0.2% | 0.8% | 0.0% | 0.0% |
| McGrath | 0.1% | 0.0% | 0.0% | 0.0% | 0.0% |
| Nenana | 0.2% | 0.1% | 0.0% | 0.5% | 0.8% |
| Sand Point | 0.1% | 0.0% | 0.0% | 0.1% | 0.1% |
| Skagway | 0.1% | 0.1% | 0.8% | 0.1% | 0.1% |
| St. Marys | 0.4% | 0.3% | 0.8% | 0.2% | 0.2% |
| St. Paul | 0.1% | 0.0% | 0.0% | 0.1% | 0.1% |
| Tanana | 0.0% | 0.0% | 0.0% | 0.0% | 0.0% |
| Unalakleet | 0.4% | 0.2% | 0.8% | 0.2% | 0.2% |
| Yakutat | 0.1% | 0.2% | 0.8% | 0.1% | 0.1% |
| Other ¹ | | | 13.1% | | |
| Total | 3.9% | 3.4% | 23.8% | 3.6% | 4.0% |

¹Magistrate positions authorized for communities currently served by judicial officers from other court locations

²Rounded percentages do not equal the summed total.

**Filings per Judicial Position
Superior Court Trial Sites
FY 08**

| Court | Superior Court | District Court | Total | % of State-wide Total | Filings per Judicial Position |
|------------------------------|-----------------------|-----------------------|----------------|------------------------------|--------------------------------------|
| Anchorage | 9,613 | 55,052 | 64,665 | 41.5% | 1,796.3 |
| Barrow | 203 | 1,047 | 1,250 | 0.8% | 625.0 |
| Bethel | 768 | 2,026 | 2,794 | 1.8% | 698.5 |
| Cordova | 45 | 292 | 337 | 0.2% | 337.0 |
| Craig | 102 | 726 | 828 | 0.5% | 828.0 |
| Delta Junction | 19 | 1,526 | 1,545 | 1.0% | 1,545.0 |
| Dillingham | 229 | 842 | 1,071 | 0.7% | 535.5 |
| Fairbanks | 2,715 | 15,692 | 18,407 | 11.8% | 1,415.9 |
| Glennallen | 47 | 1,378 | 1,425 | 0.9% | 1,425.0 |
| Homer | 245 | 1,682 | 1,927 | 1.2% | 1,927.0 |
| Juneau | 1,060 | 4,522 | 5,582 | 3.6% | 1,395.5 |
| Kenai | 1,008 | 9,269 | 10,277 | 6.6% | 1,712.8 |
| Ketchikan | 566 | 2,732 | 3,298 | 2.1% | 824.5 |
| Kodiak | 343 | 2,273 | 2,616 | 1.7% | 1,308.0 |
| Kotzebue | 338 | 1,284 | 1,622 | 1.0% | 811.0 |
| Naknek | 50 | 376 | 426 | 0.3% | 426.0 |
| Nome | 413 | 1,514 | 1,927 | 1.2% | 963.5 |
| Palmer | 1,875 | 20,944 | 22,819 | 14.7% | 2,852.4 |
| Petersburg | 69 | 314 | 383 | 0.2% | 383.0 |
| Seward | 83 | 3,126 | 3,209 | 2.1% | 3,209.0 |
| Sitka | 235 | 1,309 | 1,544 | 1.0% | 772.0 |
| Tok | 9 | 772 | 781 | 0.5% | 781.0 |
| Unalaska | 71 | 628 | 699 | 0.4% | 699.0 |
| Valdez | 92 | 548 | 640 | 0.4% | 640.0 |
| Wrangell | 56 | 184 | 240 | 0.2% | 240.0 |
| Sub-total | 20,254 | 130,058 | 150,312 | 96.4% | 1518.3 |
| Statistics from Other Courts | 212 | 5,344 | 5,556 | 3.6% | 179.2 |
| Total | 20,466 | 135,402 | 155,868 | 100.0% | 1,199.0 |
| 1st District | 2,091 | 10,702 | 12,793 | 8.2% | 673.3 |
| 2nd District | 966 | 4,084 | 5,050 | 3.2% | 420.8 |
| 3rd District | 13,731 | 96,629 | 110,360 | 70.8% | 1,672.1 |
| 4th District | 3,678 | 23,987 | 27,665 | 17.8% | 838.3 |

**Filings per Judicial Position
Other Courts
FY 08**

| Court | Superior Court | District Court | Total | % of State-wide Total | Filings per Judicial Position |
|--------------|-----------------------|-----------------------|--------------|------------------------------|--------------------------------------|
| Angoon | 0 | 80 | 80 | 0.1% | 80.0 |
| Aniak | 20 | 194 | 214 | 0.1% | 214.0 |
| Chevak | 36 | 341 | 377 | 0.2% | 377.0 |
| Emmonak | 8 | 464 | 472 | 0.3% | 472.0 |
| Fort Yukon | 21 | 110 | 131 | 0.1% | 131.0 |
| Galena | 14 | 203 | 217 | 0.1% | 217.0 |
| Haines | 3 | 375 | 378 | 0.2% | 378.0 |
| Healy | 6 | 1,572 | 1,578 | 1.1% | 1,578.0 |
| Hoonah | 0 | 146 | 146 | 0.1% | 146.0 |
| Kake | 0 | 39 | 39 | 0.0% | 39.0 |
| McGrath | 4 | 45 | 49 | 0.0% | N/S |
| Nenana | 13 | 766 | 779 | 0.5% | N/S |
| Sand Point | 19 | 154 | 173 | 0.1% | N/S |
| Skagway | 0 | 147 | 147 | 0.1% | 147.0 |
| St. Marys | 43 | 256 | 299 | 0.2% | 299.0 |
| St. Paul | 11 | 65 | 76 | 0.1% | N/S |
| Tanana | 2 | 20 | 22 | 0.0% | N/S |
| Unalakleet | 12 | 239 | 251 | 0.2% | 251.0 |
| Yakutat | 0 | 128 | 128 | 0.1% | 128.0 |
| Total | 212 | 5,344 | 5,556 | 3.6% | 179.2 |

N/S - Numbers 10 or less are not compared statistically

**Dispositions per Judicial Position
Superior Court Trial Sites
FY 08**

| Court | Superior Court | District Court | Total | % of State-wide Total | Dispositions per Judicial Position |
|------------------------------|-----------------------|-----------------------|----------------|------------------------------|-------------------------------------------|
| Anchorage | 9,185 | 52,992 | 62,177 | 40.4% | 1,727.1 |
| Barrow | 222 | 1,077 | 1,299 | 0.8% | 649.5 |
| Bethel | 761 | 2,061 | 2,822 | 1.8% | 705.5 |
| Cordova | 35 | 301 | 336 | 0.2% | 336.0 |
| Craig | 65 | 743 | 808 | 0.5% | 808.0 |
| Delta Junction | 13 | 1,519 | 1,532 | 1.0% | 1,532.0 |
| Dillingham | 214 | 805 | 1,019 | 0.7% | 509.5 |
| Fairbanks | 2,816 | 15,494 | 18,310 | 11.9% | 1,408.5 |
| Glennallen | 43 | 1,362 | 1,405 | 0.9% | 1,405.0 |
| Homer | 159 | 1,561 | 1,720 | 1.1% | 1,720.0 |
| Juneau | 1,045 | 4,691 | 5,736 | 3.7% | 1,434.0 |
| Kenai | 1,011 | 9,208 | 10,219 | 6.7% | 1,703.2 |
| Ketchikan | 586 | 2,819 | 3,405 | 2.2% | 851.3 |
| Kodiak | 304 | 2,212 | 2,516 | 1.7% | 1,258.0 |
| Kotzebue | 369 | 1,223 | 1,592 | 1.0% | 796.0 |
| Naknek | 28 | 335 | 363 | 0.2% | 363.0 |
| Nome | 379 | 1,399 | 1,778 | 1.2% | 889.0 |
| Palmer | 1,642 | 21,766 | 23,408 | 15.2% | 2,926.0 |
| Petersburg | 68 | 375 | 443 | 0.3% | 443.0 |
| Seward | 98 | 2,882 | 2,980 | 2.0% | 2,980.0 |
| Sitka | 234 | 1,306 | 1,540 | 1.0% | 770.0 |
| Tok | 5 | 862 | 867 | 0.6% | 867.0 |
| Unalaska | 78 | 554 | 632 | 0.4% | 632.0 |
| Valdez | 96 | 532 | 628 | 0.4% | 628.0 |
| Wrangell | 55 | 173 | 228 | 0.1% | 228.0 |
| Sub-total | 19,511 | 128,252 | 147,763 | 96.0% | 1492.6 |
| Statistics from Other Courts | 128 | 5,992 | 6,120 | 4.0% | 197.4 |
| Total | 19,639 | 134,244 | 153,883 | 100.0% | 1,183.7 |
| 1st District | 2,053 | 11,010 | 13,063 | 8.5% | 687.5 |
| 2nd District | 980 | 3,948 | 4,928 | 3.2% | 410.7 |
| 3rd District | 12,930 | 94,701 | 107,631 | 69.9% | 1,630.8 |
| 4th District | 3,676 | 24,585 | 28,261 | 18.4% | 856.4 |

**Dispositions per Judicial Position
Other Courts
FY 08**

| Court | Superior Court | District Court | Total | % of State-wide Total | Dispositions per Judicial Positions |
|--------------|-----------------------|-----------------------|--------------|------------------------------|--------------------------------------------|
| Angoon | 0 | 60 | 60 | 0.1% | 60.0 |
| Aniak | 10 | 179 | 189 | 0.1% | 189.0 |
| Chevak | 8 | 337 | 345 | 0.2% | 345.0 |
| Emmonak | 3 | 453 | 456 | 0.3% | 456.0 |
| Fort Yukon | 14 | 109 | 123 | 0.1% | 123.0 |
| Galena | 6 | 186 | 192 | 0.1% | 192.0 |
| Haines | 0 | 337 | 337 | 0.2% | 337.0 |
| Healy | 3 | 1,782 | 1,785 | 1.2% | 1,785.0 |
| Hoonah | 0 | 179 | 179 | 0.1% | 179.0 |
| Kake | 0 | 56 | 56 | 0.0% | 56.0 |
| McGrath | 3 | 54 | 57 | 0.0% | N/S |
| Nenana | 6 | 1,262 | 1,268 | 0.8% | N/S |
| Sand Point | 23 | 132 | 155 | 0.1% | N/S |
| Skagway | 0 | 138 | 138 | 0.1% | 138.0 |
| St. Marys | 26 | 260 | 286 | 0.2% | 286.0 |
| St. Paul | 14 | 59 | 73 | 0.1% | N/S |
| Tanana | 2 | 27 | 29 | 0.0% | N/S |
| Unalakleet | 10 | 249 | 259 | 0.2% | 259.0 |
| Yakutat | 0 | 133 | 133 | 0.1% | 133.0 |
| Total | 128 | 5,992 | 6,120 | 4.0% | 197.4 |

N/S - Numbers 10 or less are not compared statistically